

**Red Bull Ring**  
**Euro 4 Championship**  
**Race - 1**  
**Provisional Results**



Clas	Nº	Driver	Nat	Cat	Clas	Team	Nat	Vehicle	Laps	Total Time	Gap	Interval	Km/h	Best	Time	Km/h
1	27	Freddie Slater	GBR			Prema Racing	ITA	Tatuus F.4 T421	18	32:01.897			145.8	4	1:35.121	163.7
2	33	Tomass	LVA	R	1	Prema Racing	ITA	Tatuus F.4 T421	18	32:03.488	1.591	1.591	145.7	4	1:35.413	163.2
3	51	Kean Nakamura-	GBR	R	2	Prema Racing	ITA	Tatuus F.4 T421	18	32:03.775	1.878	0.287	145.7	4	1:35.119	163.7
4	31	Akshay Bohra	IND			US Racing	DEU	Tatuus F.4 T421	18	32:04.836	2.939	1.061	145.6	3	1:35.810	162.5
5	71	Maxim Rehm	DEU	R	3	US Racing	DEU	Tatuus F.4 T421	18	32:05.009	3.112	0.173	145.6	4	1:35.615	162.8
6	16	Davide Larini	ITA			PHM AIX Racing	DEU	Tatuus F.4 T421	18	32:05.089	3.192	0.080	145.6	4	1:35.815	162.5
7	36	Gustav Jonsson	SWE			Van Amersfoort Racing BV	NLD	Tatuus F.4 T421	18	32:05.740	3.843	0.651	145.5	4	1:35.823	162.5
8	80	Alex Powell	USA	R	4	Prema Racing	ITA	Tatuus F.4 T421	18	32:05.991	4.094	0.251	145.5	4	1:36.147	161.9
9	14	Dhaheri Rashid Al	ARE			Prema Racing	ITA	Tatuus F.4 T421	18	32:06.053	4.156	0.062	145.5	4	1:35.554	162.9
10	11	Luca Viisoreanu	ROU	R	5	Real Racing	ROU	Tatuus F.4 T421	18	32:06.132	4.235	0.079	145.5	4	1:35.625	162.8
11	12	Gianmarco Pradel	AUS			US Racing	DEU	Tatuus F.4 T421	18	32:06.550	4.653	0.418	145.5	4	1:35.713	162.7
12	87	Deagen Fairclough	GBR			Hitech Pulse-Eight	GBR	Tatuus F.4 T421	18	32:06.668	4.771	0.118	145.4	4	1:35.219	163.5
13	22	Enea Frey	CHE	R	6	Jenzer Motorsport	CHE	Tatuus F.4 T421	18	32:06.852	4.955	0.184	145.4	4	1:35.837	162.5
14	3	Maksimilian Popov	ITA	R	7	PHM AIX Racing	DEU	Tatuus F.4 T421	18	32:07.127	5.230	0.275	145.4	4	1:35.987	162.2
15	9	Everett Stack	USA			PHM AIX Racing	DEU	Tatuus F.4 T421	18	32:07.374	5.477	0.247	145.4	4	1:35.779	162.5
16	84	Reza Seewooruthun	GBR	R	8	Hitech Pulse-Eight	GBR	Tatuus F.4 T421	18	32:08.404	6.507	1.030	145.3	4	1:35.546	162.9
17	35	Kai Daryanani	GBR			Cram Motorsport Srl	ITA	Tatuus F.4 T421	18	32:08.633	6.736	0.229	145.3	3	1:35.771	162.6
18	88	Lin Hodenius	NLD			Van Amersfoort Racing BV	NLD	Tatuus F.4 T421	18	32:08.782	6.885	0.149	145.3	4	1:36.086	162.0
19	8	Andrija Kostic	SRB	R	9	Van Amersfoort Racing BV	NLD	Tatuus F.4 T421	18	32:09.264	7.367	0.482	145.3	3	1:36.069	162.1
20	85	Thomas Bearman	GBR	R	10	Hitech Pulse-Eight	GBR	Tatuus F.4 T421	18	32:10.291	8.394	1.027	145.2	4	1:36.526	161.3
21	15	Edward Robinson	GBR	R	11	US Racing	DEU	Tatuus F.4 T421	18	32:11.210	9.313	0.919	145.1	3	1:36.452	161.4
22	19	Kabir Anurag	IND	R	12	US Racing	DEU	Tatuus F.4 T421	18	32:12.659	10.762	1.449	145.0	4	1:36.060	162.1
23	55	Alvise Rodella	ITA			Van Amersfoort Racing BV	NLD	Tatuus F.4 T421	18	32:13.727	11.830	1.068	144.9	4	1:35.971	162.2
24	77*	Enzo Yeh	ITA	R	13	R-ACE GP	FRA	Tatuus F.4 T421	18	32:38.469	36.572	24.742	143.1	3	1:40.696	154.6
25	6	Hiyu Yamakoshi	JPN			Van Amersfoort Racing BV	NLD	Tatuus F.4 T421	15	26:23.620	3 Laps	3 Laps	147.5	4	1:35.488	163.0

**Not classified: (Requirements: 75% of number laps of leader = 14 Laps)**

45	Jack Beeton	AUS			US Racing	DEU	Tatuus F.4 T421	11	18:02.249	7 Laps	4 Laps	158.2	3	1:36.065	162.1
50	Dion Gowda	GBR			Prema Racing	ITA	Tatuus F.4 T421	11	18:02.463	7 Laps	0.214	158.2	3	1:35.657	162.8
21	Ethan Ischer	CHE			Jenzer Motorsport	CHE	Tatuus F.4 T421	10	16:56.244	8 Laps	1 Lap	153.2	4	1:35.786	162.5
7	Luka Sammalisto	FIN	R		R-ACE GP	FRA	Tatuus F.4 T421	4	6:46.698	14 Laps	6 Laps	153.1	3	1:37.933	159.0

**Fastest lap Kean Nakamura-Berta in 1:35.119 at 163.7 Km/h in lap 4**

**\* PENALTIES**

STEWARDS DECISION CAR #77 - 25 SECONDS TIME PENALTY ADDED TO RACE TIME - STARTING PROCEDURE INFRINGMENT

Published at:.....

Track Temp: 11.0 °C Air Temp: 8.1 °C Humidity: 72 % Track Status: WET

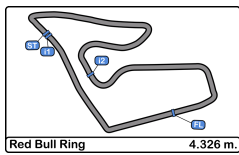
**Race Director:**

Alessandro Ferrari

ACI DGA 392080

**Timekeeper:**

Luis Garcia  
 JOB-2654-ESP/M



**Red Bull Ring**  
**Euro 4 Championship**  
**Race - 1**  
**Provisional Results by Category**



Rookie																
Clas	Nº	Driver	Nat	Cat	Clas	Team	Nat	Vehicle	Laps	Total Time	Gap	Interval	Km/h	Best	Time	Km/h
1	33	Tomass	LVA	R	1	Prema Racing	ITA	Tatuus F.4 T421	18	32:03.488			145.7	4	1:35.413	163.2
2	51	Kean Nakamura-	GBR	R	2	Prema Racing	ITA	Tatuus F.4 T421	18	32:03.775	0.287	0.287	145.7	4	1:35.119	163.7
3	71	Maxim Rehm	DEU	R	3	US Racing	DEU	Tatuus F.4 T421	18	32:05.009	1.521	1.234	145.6	4	1:35.615	162.8
4	80	Alex Powell	USA	R	4	Prema Racing	ITA	Tatuus F.4 T421	18	32:05.991	2.503	0.982	145.5	4	1:36.147	161.9
5	11	Luca Viisoreanu	ROU	R	5	Real Racing	ROU	Tatuus F.4 T421	18	32:06.132	2.644	0.141	145.5	4	1:35.625	162.8
6	22	Enea Frey	CHE	R	6	Jenzer Motorsport	CHE	Tatuus F.4 T421	18	32:06.852	3.364	0.720	145.4	4	1:35.837	162.5
7	3	Maksimilian Popov	CHE	R	7	PHM AIX Racing	DEU	Tatuus F.4 T421	18	32:07.127	3.639	0.275	145.4	4	1:35.987	162.2
8	84	Reza Seewooruthun	GBR	R	8	Hitech Pulse-Eight	GBR	Tatuus F.4 T421	18	32:08.404	4.916	1.277	145.3	4	1:35.546	162.9
9	8	Andrija Kostic	SRB	R	9	Van Amersfoort Racing BV	NLD	Tatuus F.4 T421	18	32:09.264	5.776	0.860	145.3	3	1:36.069	162.1
10	85	Thomas Bearman	GBR	R	10	Hitech Pulse-Eight	GBR	Tatuus F.4 T421	18	32:10.291	6.803	1.027	145.2	4	1:36.526	161.3
11	15	Edward Robinson	GBR	R	11	US Racing	DEU	Tatuus F.4 T421	18	32:11.210	7.722	0.919	145.1	3	1:36.452	161.4
12	19	Kabir Anurag	IND	R	12	US Racing	DEU	Tatuus F.4 T421	18	32:12.659	9.171	1.449	145.0	4	1:36.060	162.1
13	77 *	Enzo Yeh	ITA	R	13	R-ACE GP	FRA	Tatuus F.4 T421	18	32:38.469	34.981	25.810	143.1	3	1:40.696	154.6

**Not classified: (Requirements: 75% of number laps of leader = 14 Laps)**

7	Luka Sammalisto	FIN	R	14	R-ACE GP	FRA	Tatuus F.4 T421	4	6:46.698	14 Laps	14 Laps	153.1	3	1:37.933	159.0
---	-----------------	-----	---	----	----------	-----	-----------------	---	----------	---------	---------	-------	---	----------	-------

Clas	Nº	Driver	Nat	Cat	Clas	Team	Nat	Vehicle	Laps	Total Time	Gap	Interval	Km/h	Best	Time	Km/h
1	27	Freddie Slater	GBR			Prema Racing	ITA	Tatuus F.4 T421	18	32:01.897			145.8	4	1:35.121	163.7
2	31	Akshay Bohra	IND			US Racing	DEU	Tatuus F.4 T421	18	32:04.836	2.939	2.939	145.6	3	1:35.810	162.5
3	16	Davide Larini	ITA			PHM AIX Racing	DEU	Tatuus F.4 T421	18	32:05.089	3.192	0.253	145.6	4	1:35.815	162.5
4	36	Gustav Jonsson	SWE			Van Amersfoort Racing BV	NLD	Tatuus F.4 T421	18	32:05.740	3.843	0.651	145.5	4	1:35.823	162.5
5	14	Dhaferi Rashid Al	ARE			Prema Racing	ITA	Tatuus F.4 T421	18	32:06.053	4.156	0.313	145.5	4	1:35.554	162.9
6	12	Gianmarco Pradel	AUS			US Racing	DEU	Tatuus F.4 T421	18	32:06.550	4.653	0.497	145.5	4	1:35.713	162.7
7	87	Deagen Fairclough	GBR			Hitech Pulse-Eight	GBR	Tatuus F.4 T421	18	32:06.668	4.771	0.118	145.4	4	1:35.219	163.5
8	9	Everett Stack	USA			PHM AIX Racing	DEU	Tatuus F.4 T421	18	32:07.374	5.477	0.706	145.4	4	1:35.779	162.5
9	35	Kai Daryanani	GBR			Cram Motorsport Srl	ITA	Tatuus F.4 T421	18	32:08.633	6.736	1.259	145.3	3	1:35.771	162.6
10	88	Lin Hodenius	NLD			Van Amersfoort Racing BV	NLD	Tatuus F.4 T421	18	32:08.782	6.885	0.149	145.3	4	1:36.086	162.0
11	55	Alvise Rodella	ITA			Van Amersfoort Racing BV	NLD	Tatuus F.4 T421	18	32:13.727	11.830	4.945	144.9	4	1:35.971	162.2
12	6	Hiyu Yamakoshi	JPN			Van Amersfoort Racing BV	NLD	Tatuus F.4 T421	15	26:23.620	3 Laps	3 Laps	147.5	4	1:35.488	163.0

**Not classified: (Requirements: 75% of number laps of leader = 14 Laps)**

45	Jack Beeton	AUS			US Racing	DEU	Tatuus F.4 T421	11	18:02.249	7 Laps	4 Laps	158.2	3	1:36.065	162.1
50	Dion Gowda	GBR			Prema Racing	ITA	Tatuus F.4 T421	11	18:02.463	7 Laps	0.214	158.2	3	1:35.657	162.8
21	Ethan Ischer	CHE			Jenzer Motorsport	CHE	Tatuus F.4 T421	10	16:56.244	8 Laps	1 Lap	153.2	4	1:35.786	162.5

Fastest lap Kean Nakamura-Berta in 1:35.119 at 163.7 Km/h in lap 4

**\* PENALTIES**

STEWARDS DECISION CAR #77 - 25 SECONDS TIME PENALTY ADDED TO RACE TIME - STARTING PROCEDURE INFRINGMENT

Published at:.....

Track Temp: 11.0 °C Air Temp: 8.1 °C Humidity: 72 % Track Status: WET

**Race Director:**

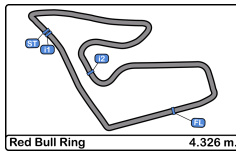
Alessandro Ferrari

ACI DGA 392080

**Timekeeper:**

Luis Garcia

JOB-2654-ESP/M

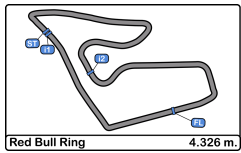


**Red Bull Ring**  
**Euro 4 Championship**  
**Race - 1**



**Provisional Classification by Driver Fastest Lap**

Cl	N°	Entrant/Team	Nat	Vehicle	Driver	Nat	Cat	Cl	Laps	Best	Time	Gap	Interval	Km/h
1	51	Prema Racing		Tatuus F.4 T421	Kean Nakamura-Bert		R	1	18	4	1:35.119			163.7
2	27	Prema Racing		Tatuus F.4 T421	Freddie Slater				18	4	1:35.121	0.002	0.002	163.7
3	87	Hitech Pulse-Eight		Tatuus F.4 T421	Deagen Fairclough				18	4	1:35.219	0.100	0.098	163.5
4	33	Prema Racing		Tatuus F.4 T421	Tomass Stolcermani		R	2	18	4	1:35.413	0.294	0.194	163.2
5	6	Van Amersfoort Racing BV		Tatuus F.4 T421	Hiyu Yamakoshi				15	4	1:35.488	0.369	0.075	163.0
6	84	Hitech Pulse-Eight		Tatuus F.4 T421	Reza Seewooruthun		R	3	18	4	1:35.546	0.427	0.058	162.9
7	14	Prema Racing		Tatuus F.4 T421	Dhaheri Rashid Al				18	4	1:35.554	0.435	0.008	162.9
8	71	US Racing		Tatuus F.4 T421	Maxim Rehm		R	4	18	4	1:35.615	0.496	0.061	162.8
9	11	Real Racing		Tatuus F.4 T421	Luca Viisoreanu		R	5	18	4	1:35.625	0.506	0.010	162.8
10	50	Prema Racing		Tatuus F.4 T421	Dion Gowda				11	3	1:35.657	0.538	0.032	162.8
11	12	US Racing		Tatuus F.4 T421	Gianmarco Pradel				18	4	1:35.713	0.594	0.056	162.7
12	35	Cram Motorsport Srl		Tatuus F.4 T421	Kai Daryanani				18	3	1:35.771	0.652	0.058	162.6
13	9	PHM AIX Racing		Tatuus F.4 T421	Everett Stack				18	4	1:35.779	0.660	0.008	162.5
14	21	Jenzer Motorsport		Tatuus F.4 T421	Ethan Ischer				10	4	1:35.786	0.667	0.007	162.5
15	31	US Racing		Tatuus F.4 T421	Akshay Bohra				18	3	1:35.810	0.691	0.024	162.5
16	16	PHM AIX Racing		Tatuus F.4 T421	Davide Larini				18	4	1:35.815	0.696	0.005	162.5
17	36	Van Amersfoort Racing BV		Tatuus F.4 T421	Gustav Jonsson				18	4	1:35.823	0.704	0.008	162.5
18	22	Jenzer Motorsport		Tatuus F.4 T421	Enea Frey		R	6	18	4	1:35.837	0.718	0.014	162.5
19	55	Van Amersfoort Racing BV		Tatuus F.4 T421	Alvise Rodella				18	4	1:35.971	0.852	0.134	162.2
20	3	PHM AIX Racing		Tatuus F.4 T421	Maksimilian Popov		R	7	18	4	1:35.987	0.868	0.016	162.2
21	19	US Racing		Tatuus F.4 T421	Kabir Anurag		R	8	18	4	1:36.060	0.941	0.073	162.1
22	45	US Racing		Tatuus F.4 T421	Jack Beeton				11	3	1:36.065	0.946	0.005	162.1
23	8	Van Amersfoort Racing BV		Tatuus F.4 T421	Andrija Kostic		R	9	18	3	1:36.069	0.950	0.004	162.1
24	88	Van Amersfoort Racing BV		Tatuus F.4 T421	Lin Hodenius				18	4	1:36.086	0.967	0.017	162.0
25	80	Prema Racing		Tatuus F.4 T421	Alex Powell		R	10	18	4	1:36.147	1.028	0.061	161.9
26	15	US Racing		Tatuus F.4 T421	Edward Robinson		R	11	18	3	1:36.452	1.333	0.305	161.4
27	85	Hitech Pulse-Eight		Tatuus F.4 T421	Thomas Bearman		R	12	18	4	1:36.526	1.407	0.074	161.3
28	7	R-ACE GP		Tatuus F.4 T421	Luka Sammalisto		R	13	4	3	1:37.933	2.814	1.407	159.0
29	77	R-ACE GP		Tatuus F.4 T421	Enzo Yeh		R	14	18	3	1:40.696	5.577	2.763	154.6

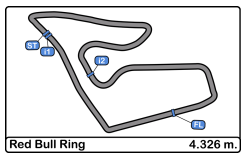


**Red Bull Ring**  
**Euro 4 Championship**  
**Race - 1**



**Distance and Speed Average**

Clas	Nº	Driver	Nat	Cat	Clas	Team	Nat	Vehicle	Laps	Distance	Total Time	Km/h	
1	27	Freddie Slater		GBR		Prema Racing		ITA Tatuus F.4 T421	18	77.86	32:01.897	145.8	
2	33	Tomass		R	1	Prema Racing		ITA Tatuus F.4 T421	18	77.86	32:03.488	145.7	
3	51	Kean Nakamura-		GBR	R	2	Prema Racing		ITA Tatuus F.4 T421	18	77.86	32:03.775	145.7
4	31	Akshay Bohra		IND		US Racing		DEU Tatuus F.4 T421	18	77.86	32:04.836	145.6	
5	71	Maxim Rehm		R	3	US Racing		DEU Tatuus F.4 T421	18	77.86	32:05.009	145.6	
6	16	Davide Larini		ITA		PHM AIX Racing		DEU Tatuus F.4 T421	18	77.86	32:05.089	145.6	
7	36	Gustav Jonsson		SWE		Van Amersfoort Racing BV		NLD Tatuus F.4 T421	18	77.86	32:05.740	145.5	
8	80	Alex Powell		USA	R	4	Prema Racing		ITA Tatuus F.4 T421	18	77.86	32:05.991	145.5
9	14	Dhaheer Rashid Al		ARE		Prema Racing		ITA Tatuus F.4 T421	18	77.86	32:06.053	145.5	
10	11	Luca Viisoreanu		ROU	R	5	Real Racing		ROU Tatuus F.4 T421	18	77.86	32:06.132	145.5
11	12	Gianmarco Pradel		AUS		US Racing		DEU Tatuus F.4 T421	18	77.86	32:06.550	145.5	
12	87	Deagen Fairclough		GBR		Hitech Pulse-Eight		GBR Tatuus F.4 T421	18	77.86	32:06.668	145.4	
13	22	Enea Frey		R	6	Jenzer Motorsport		CHE Tatuus F.4 T421	18	77.86	32:06.852	145.4	
14	3	Maksimilian Popov		ITA	R	7	PHM AIX Racing		DEU Tatuus F.4 T421	18	77.86	32:07.127	145.4
15	9	Everett Stack		USA		PHM AIX Racing		DEU Tatuus F.4 T421	18	77.86	32:07.374	145.4	
16	84	Reza Seewooruthun		GBR	R	8	Hitech Pulse-Eight		GBR Tatuus F.4 T421	18	77.86	32:08.404	145.3
17	35	Kai Daryanani		GBR		Cram Motorsport Srl		ITA Tatuus F.4 T421	18	77.86	32:08.633	145.3	
18	88	Lin Hodenius		NLD		Van Amersfoort Racing BV		NLD Tatuus F.4 T421	18	77.86	32:08.782	145.3	
19	8	Andrija Kostic		SRB	R	9	Van Amersfoort Racing BV		NLD Tatuus F.4 T421	18	77.86	32:09.264	145.3
20	85	Thomas Bearman		GBR	R	10	Hitech Pulse-Eight		GBR Tatuus F.4 T421	18	77.86	32:10.291	145.2
21	15	Edward Robinson		GBR	R	11	US Racing		DEU Tatuus F.4 T421	18	77.86	32:11.210	145.1
22	19	Kabir Anurag		IND	R	12	US Racing		DEU Tatuus F.4 T421	18	77.86	32:12.659	145.0
23	55	Alvise Rodella		ITA		Van Amersfoort Racing BV		NLD Tatuus F.4 T421	18	77.86	32:13.727	144.9	
24	77	Enzo Yeh		ITA	R	13	R-ACE GP		FRA Tatuus F.4 T421	18	77.86	32:38.469	143.1
25	6	Hiyu Yamakoshi		JPN		Van Amersfoort Racing BV		NLD Tatuus F.4 T421	15	64.89	26:23.620	147.5	
26	45	Jack Beeton		AUS		US Racing		DEU Tatuus F.4 T421	11	47.58	18:02.249	158.2	
27	50	Dion Gowda		GBR		Prema Racing		ITA Tatuus F.4 T421	11	47.58	18:02.463	158.2	
28	21	Ethan Ischer		CHE		Jenzer Motorsport		CHE Tatuus F.4 T421	10	43.26	16:56.244	153.2	
29	7	Luka Sammalisto		FIN	R	14	R-ACE GP		FRA Tatuus F.4 T421	4	17.30	6:46.698	153.1



**Red Bull Ring**  
**Euro 4 Championship**  
**Race - 1**  
**Lap Analysis**



**3** Maksimilian Popov Tatuus F.4 T421 **8** Andrija Kostic Tatuus F.4 T421

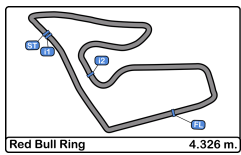
Rookie							PHM AIX Racing		Rookie		Van Amersfoort Racing BV				
Lap D	Time	Sector 1	Sector 2	Sector 3	T. Spd	Elapsed	Lap D	Time	Sector 1	Sector 2	Sector 3	T. Spd	Elapsed		
1	1:43.035	29.234	44.517	29.284	213.4	1:43.035	1	1:45.511	30.925	44.571	30.015	216.0	1:45.511		
2	1:37.570	24.341	44.012	29.217	213.4	3:20.605	2	1:37.571	25.295	43.391	28.885	210.1	3:23.082		
3	1:36.707	24.278	43.714	28.715	215.1	4:57.312	3	1:36.069	24.556	42.871	28.642	209.3	4:59.151		
4	1:35.987	24.296	43.467	28.224	212.1	6:33.299	4	1:36.226	24.556	42.925	28.745	211.7	6:35.377		
5	1:37.061	24.176	43.620	29.265	210.9	8:10.360	5	1:38.076	24.291	44.668	29.117	211.3	8:13.453		
6	1:38.248	24.950	44.043	29.255	210.1	9:48.608	6	1:36.842	24.412	42.885	29.545	211.7	9:50.295		
7	1:37.742	24.035	44.669	29.038	214.7	11:26.350	7	1:39.512	25.140	45.040	29.332	210.1	11:29.807		
8	1:39.188	24.575	45.073	29.540	208.4	13:05.538	8	1:38.834	24.465	44.870	29.499	210.1	13:08.641		
9	1:39.961	25.099	45.515	29.347	213.4	14:45.499	9	1:40.788	25.149	46.029	29.610	213.0	14:49.429		
10	1:38.961	25.078	44.208	29.675	213.0	16:24.460	10	1:38.137	24.938	44.055	29.144	208.8	16:27.566		
11	1:37.169	24.926	43.345	28.898	208.4	18:01.629	11	1:37.798	24.680	43.821	29.297	207.6	18:05.364		
12	1:38.483	24.206	42.886	31.391	212.5	19:40.112	12	1:44.282	24.964	48.654	30.664	213.8	19:49.646		
13	2:29.681	27.509	1:09.448	52.724	141.5	22:09.793	13	2:25.930	25.890	1:07.817	52.223	176.7	22:15.576		
14	2:37.036	45.357	1:08.424	43.255	77.5	24:46.829	14	2:34.046	46.575	1:06.627	40.844	54.4	24:49.622		
15	1:37.775	25.030	43.703	29.042	213.8	26:24.604	15	1:38.331	24.622	44.626	29.083	215.5	26:27.953		
16	1:42.232	24.805	43.311	34.116	211.7	28:06.836	16	1:45.953	24.394	43.521	38.038	213.4	28:13.906		
17	2:21.485	28.732	1:04.567	48.186	161.6	30:28.321	17	2:16.318	28.244	1:02.737	45.337	145.9	30:30.224		
18	1:38.806	25.151	44.698	28.957	213.0	32:07.127	18	1:39.040	24.785	44.839	29.416	215.1	32:09.264		

**6** Hiyu Yamakoshi Tatuus F.4 T421 **9** Everett Stack Tatuus F.4 T421

Van Amersfoort Racing BV							PHM AIX Racing							
Lap D	Time	Sector 1	Sector 2	Sector 3	T. Spd	Elapsed	Lap D	Time	Sector 1	Sector 2	Sector 3	T. Spd	Elapsed	
1	1:41.676	28.817	43.919	28.940	208.4	1:41.676	1	1:48.172	32.278	45.810	30.084	206.5	1:48.172	
2	1:37.582	24.226	44.519	28.837	212.5	3:19.258	2	1:38.399	24.621	44.592	29.186	213.4	3:26.571	
3	1:35.957	24.393	43.132	28.432	211.7	4:55.215	3	1:36.319	24.337	43.452	28.530	215.5	5:02.890	
4	1:35.488	24.211	42.908	28.369	213.0	6:30.703	4	1:35.779	24.125	43.035	28.619	215.5	6:38.669	
5	1:36.621	24.186	43.380	29.055	210.5	8:07.324	5	1:37.147	23.925	43.611	29.611	213.8	8:15.816	
6	1:36.497	24.538	42.905	29.054	212.1	9:43.821	6	1:37.324	24.514	43.429	29.381	215.1	9:53.140	
7	1:37.526	24.301	44.041	29.184	213.4	11:21.347	7	1:38.304	24.551	44.296	29.457	210.5	11:31.444	
8	1:38.300	24.710	43.932	29.658	208.8	12:59.647	8	1:38.922	24.234	44.810	29.878	215.1	13:10.366	
9	1:38.840	25.158	44.082	29.600	209.7	14:38.487	9	1:39.472	25.164	44.914	29.394	210.1	14:49.838	
10	1:38.240	24.974	43.788	29.478	209.3	16:16.727	10	1:38.038	24.886	44.062	29.090	212.5	16:27.876	
11	1:36.741	24.852	43.052	28.837	208.8	17:53.468	11	1:37.647	24.371	43.890	29.386	209.3	18:05.523	
12	1:36.126	24.404	42.585	29.137	212.5	19:29.594	12	1:41.440	24.661	44.289	32.490	211.7	19:46.963	
13	2:35.502	29.890	1:12.528	53.084	109.2	22:05.096	13	2:27.583	26.421	1:09.251	51.911	157.4	22:14.546	
14	2:39.445	45.074	1:08.481	45.890	86.1	24:44.541	14	2:34.549	46.233	1:07.022	41.294	58.8	24:49.095	
15	1:39.079	24.542	45.245	29.292	215.5	26:23.620	15	1:37.695	24.956	43.801	28.938	210.1	26:26.790	
16		24.312			218.6		16	1:44.260	24.338	42.961	36.961	213.8	28:11.050	
17							17	2:18.475	28.673	1:03.138	46.664	166.6	30:29.525	
18							18	1:37.849	24.380	44.502	28.967	216.8	32:07.374	

**7** Luka Sammalisto Tatuus F.4 T421

Rookie							R-ACE GP	
Lap D	Time	Sector 1	Sector 2	Sector 3	T. Spd	Elapsed		
1	1:44.495	30.219	44.886	29.390	204.5	1:44.495		
2	1:41.076	24.776	46.653	29.647	210.1	3:25.571		
3	1:37.933	25.526	43.854	28.553	192.8	5:03.504		
4	1:43.194 P	24.282	42.940	35.972	211.7	6:46.698		



**Red Bull Ring**  
**Euro 4 Championship**  
**Race - 1**  
**Lap Analysis**

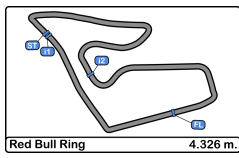


**11** Luca Viisoreanu (Rookie) Tatuus F.4 T421 **14** Dhaheri Rashid Al (Rookie) Tatuus F.4 T421  
 Real Racing (Luca Viisoreanu) Prema Racing (Dhaheri Rashid Al)

Lap D	Time	Sector 1	Sector 2	Sector 3	T. Spd	Elapsed	Lap D	Time	Sector 1	Sector 2	Sector 3	T. Spd	Elapsed
1	1:47.349	32.774	45.112	29.463	216.0	1:47.349	1	1:43.882	30.221	44.370	29.291	214.7	1:43.882
2	1:38.665	25.161	44.089	29.415	210.1	3:26.014	2	1:36.828	24.458	43.254	29.116	209.7	3:20.710
3	1:36.471	24.544	43.184	28.743	216.0	5:02.485	3	1:36.306	24.517	43.162	28.627	213.0	4:57.016
4	<b>1:35.625</b>	24.271	<b>42.887</b>	<b>28.467</b>	214.2	6:38.110	4	<b>1:35.554</b>	<b>24.109</b>	42.868	<b>28.577</b>	214.7	6:32.570
5	1:37.376	<b>23.884</b>	44.088	29.404	217.7	8:15.486	5	1:36.955	24.384	43.510	29.061	213.4	8:09.525
6	1:37.490	24.769	43.244	29.477	214.7	9:52.976	6	1:36.693	24.371	43.439	28.883	216.0	9:46.218
7	1:38.251	24.876	44.431	28.944	210.1	11:31.227	7	1:37.315	24.359	43.657	29.299	215.5	11:23.533
8	1:38.052	24.273	44.307	29.472	214.2	13:09.279	8	1:38.530	24.655	44.149	29.726	210.5	13:02.063
9	1:38.802	24.656	44.713	29.433	213.8	14:48.081	9	1:38.933	24.794	44.343	29.796	213.4	14:40.996
10	1:38.172	24.783	44.081	29.308	210.1	16:26.253	10	1:38.929	25.125	44.095	29.709	212.1	16:19.925
11	1:37.046	24.547	43.417	29.082	211.7	18:03.299	11	1:36.884	24.693	43.154	29.037	206.8	17:56.809
12	1:39.937	24.354	43.601	31.982	219.0	19:43.236	12	1:35.946	24.405	<b>42.657</b>	28.884	210.1	19:32.755
13	2:27.998	26.462	1:09.834	51.702	148.7	22:11.234	13	2:33.242	27.526	1:12.395	53.321	99.0	22:05.997
14	2:36.671	46.254	1:07.814	42.603	87.1	24:47.905	14	2:38.967	44.935	1:08.210	45.822	88.1	24:44.964
15	1:37.384	24.315	44.213	28.856	211.7	26:25.289	15	1:39.553	24.385	45.103	30.065	214.7	26:24.517
16	1:42.363	24.407	43.358	34.598	219.0	28:07.652	16	1:41.413	24.806	42.923	33.684	210.9	28:05.930
17	2:20.850	28.899	1:04.093	47.858	179.7	30:28.502	17	2:22.071	28.797	1:04.961	48.313	186.8	30:28.001
18	1:37.630	24.487	43.648	29.495	217.3	32:06.132	18	1:38.052	24.242	43.869	29.941	221.3	32:06.053

**12** Gianmarco Pradel (US Racing) Tatuus F.4 T421 **15** Edward Robinson (Rookie) Tatuus F.4 T421  
 US Racing (Gianmarco Pradel) US Racing (Edward Robinson)

Lap D	Time	Sector 1	Sector 2	Sector 3	T. Spd	Elapsed	Lap D	Time	Sector 1	Sector 2	Sector 3	T. Spd	Elapsed
1	1:42.616	28.754	44.798	29.064	210.1	1:42.616	1	1:43.621	29.959	44.412	29.250	210.9	1:43.621
2	1:37.284	24.264	44.040	28.980	209.3	3:19.900	2	1:37.477	24.760	43.550	29.167	213.0	3:21.098
3	1:36.305	24.616	43.165	28.524	210.1	4:56.205	3	<b>1:36.452</b>	24.489	<b>43.398</b>	<b>28.565</b>	214.7	4:57.550
4	<b>1:35.713</b>	24.269	<b>43.007</b>	<b>28.437</b>	214.7	6:31.918	4	1:36.754	<b>24.152</b>	43.779	28.823	216.8	6:34.304
5	1:37.372	24.426	43.872	29.074	210.9	8:09.290	5	1:37.184	24.272	43.726	29.186	212.1	8:11.488
6	1:36.691	24.468	43.280	28.943	213.0	9:45.981	6	1:38.438	24.512	44.144	29.782	211.7	9:49.926
7	1:37.229	24.412	43.515	29.302	213.0	11:23.210	7	1:38.533	24.633	44.491	29.409	215.1	11:28.459
8	1:38.382	24.601	44.120	29.661	212.5	13:01.592	8	1:38.179	24.483	44.254	29.442	211.7	13:06.638
9	1:39.659	24.991	44.825	29.843	213.0	14:41.251	9	1:38.576	24.543	44.571	29.462	218.1	14:45.214
10	1:39.446	24.934	44.368	30.144	212.1	16:20.697	10	1:38.393	24.982	43.930	29.481	210.5	16:23.607
11	1:37.878	24.898	43.579	29.401	210.9	17:58.575	11	1:38.389	24.914	43.981	29.494	210.5	18:01.996
12	1:37.863	24.934	43.179	29.750	211.7	19:36.438	12	1:39.259	24.596	43.554	31.109	213.8	19:41.255
13	2:31.160	26.246	1:11.575	53.339	104.7	22:07.598	13	2:29.043	26.994	1:09.783	52.266	151.2	22:10.298
14	2:38.202	45.047	1:08.087	45.068	67.8	24:45.800	14	2:36.844	45.544	1:08.310	42.990	85.0	24:47.142
15	1:37.723	24.633	43.699	29.391	216.4	26:23.523	15	1:50.605	25.014	54.757	30.834	216.4	26:37.747
16	1:40.282	<b>24.208</b>	43.903	32.171	217.3	28:03.805	16	1:40.652	24.615	45.510	30.527	212.5	28:18.399
17	2:22.938	27.668	1:06.189	49.081	165.6	30:26.743	17	2:13.634	27.658	1:01.970	44.006	157.2	30:32.033
18	1:39.807	24.551	45.570	29.686	198.1	32:06.550	18	1:39.177	24.816	44.536	29.825	219.0	32:11.210



**Red Bull Ring**  
**Euro 4 Championship**  
**Race - 1**  
**Lap Analysis**



**16** Davide Larini Tatuus F.4 T421 **22** Enea Frey Tatuus F.4 T421  
 PHM AIX Racing Rookie Jenzer Motorsport

Lap	D	Time	Sector 1	Sector 2	Sector 3	T. Spd	Elapsed	Lap	D	Time	Sector 1	Sector 2	Sector 3	T. Spd	Elapsed
1		1:43.378	30.070	44.116	29.192	212.5	1:43.378	1		1:46.070	31.478	44.601	29.991	214.7	1:46.070
2		1:36.634	24.474	43.386	28.774	214.2	3:20.012	2		1:37.528	24.832	43.694	29.002	200.0	3:23.598
3		1:36.578	24.580	43.482	28.516	209.3	4:56.590	3		1:36.420	24.709	42.980	28.731	210.1	5:00.018
4		1:35.815	24.158	42.983	28.674	216.0	6:32.405	4		1:35.837	24.202	43.090	28.545	216.8	6:35.855
5		1:37.558	24.459	43.832	29.267	211.3	8:09.963	5		1:38.346	24.744	44.371	29.231	210.9	8:14.201
6		1:36.698	24.447	43.327	28.924	214.7	9:46.661	6		1:36.363	24.377	43.015	28.971	214.2	9:50.564
7		1:38.029	24.199	44.444	29.386	216.8	11:24.690	7		1:38.225	24.824	44.054	29.347	211.3	11:28.789
8		1:38.719	24.550	44.493	29.676	209.3	13:03.409	8		1:38.273	24.658	44.151	29.464	212.5	13:07.062
9		1:39.216	25.120	44.587	29.509	209.3	14:42.625	9		1:39.387	24.835	45.241	29.311	216.0	14:46.449
10		1:38.310	24.836	43.981	29.493	211.7	16:20.935	10		1:38.957	25.493	44.165	29.299	203.3	16:25.406
11		1:37.651	25.070	43.322	29.259	210.9	17:58.586	11		1:37.389	24.769	43.730	28.890	211.7	18:02.795
12		1:37.368	24.803	42.694	29.871	213.4	19:35.954	12		1:39.454	24.311	43.576	31.567	218.6	19:42.249
13		2:31.139	26.200	1:11.795	53.144	106.0	22:07.093	13		2:28.535	26.519	1:10.161	51.855	144.7	22:10.784
14		2:38.418	45.165	1:08.228	45.025	77.0	24:45.511	14		2:36.613	45.894	1:08.149	42.570	87.9	24:47.397
15		1:37.550	24.606	43.691	29.253	216.0	26:23.061	15		1:37.415	24.732	43.800	28.883	216.8	26:24.812
16		1:41.871	24.482	44.397	32.992	213.0	28:04.932	16		1:44.859	24.789	43.915	36.155	218.1	28:09.671
17		2:22.358	28.490	1:05.398	48.470	177.9	30:27.290	17		2:19.381	28.389	1:03.779	47.213	155.3	30:29.052
18		1:37.799	24.410	44.044	29.345	218.1	32:05.089	18		1:37.800	24.371	43.867	29.562	219.5	32:06.852

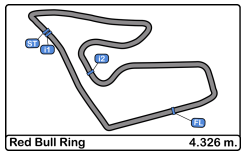
**19** Kabir Anurag Tatuus F.4 T421 **27** Freddie Slater Tatuus F.4 T421  
 Rookie US Racing Prema Racing

Lap	D	Time	Sector 1	Sector 2	Sector 3	T. Spd	Elapsed	Lap	D	Time	Sector 1	Sector 2	Sector 3	T. Spd	Elapsed
1		1:46.236	30.146	45.938	30.152	206.1	1:46.236	1		1:39.460	27.571	43.351	28.538	205.7	1:39.460
2		1:37.854	24.859	44.218	28.777	203.0	3:24.090	2		1:35.651	24.576	42.818	28.257	206.5	3:15.111
3		1:36.437	24.591	43.361	28.485	211.3	5:00.527	3		1:35.452	24.404	42.708	28.340	208.8	4:50.563
4		1:36.060	24.009	43.241	28.810	218.6	6:36.587	4		1:35.121	24.298	42.495	28.328	209.3	6:25.684
5		1:38.246	24.941	43.865	29.440	206.1	8:14.833	5		1:36.950	24.303	43.464	29.183	208.4	8:02.634
6		1:38.955	24.253	45.837	28.865	213.0	9:53.788	6		1:36.644	24.766	42.922	28.956	206.8	9:39.278
7		1:38.187	24.309	44.751	29.127	214.2	11:31.975	7		1:37.758	24.444	44.055	29.259	208.4	11:17.036
8		1:38.433	24.351	44.311	29.771	213.4	13:10.408	8		1:38.024	24.570	44.021	29.433	208.4	12:55.060
9		1:44.811 P	25.106	45.100	34.605	210.5	14:55.219	9		1:38.667	24.819	44.425	29.423	205.7	14:33.727
10		2:29.515	1:13.884	45.233	30.398	200.7	17:24.734	10		1:38.456	24.884	44.179	29.393	206.8	16:12.183
11		1:40.309	25.252	44.257	30.800	206.1	19:05.043	11		1:36.899	24.646	43.312	28.941	204.1	17:49.082
12		1:43.418	25.724	47.008	30.686	187.1	20:48.461	12		1:36.110	24.358	42.614	29.138	210.1	19:25.192
13		1:42.514	25.211	45.860	31.443	190.4	22:30.975	13		2:37.777	31.454	1:13.573	52.750	81.2	22:02.969
14		2:20.646	33.923	1:06.409	40.314	46.2	24:51.621	14		2:40.520	45.059	1:09.237	46.224	107.2	24:43.489
15		1:40.624	24.968	45.107	30.549	212.5	26:32.245	15		1:36.170	24.539	43.019	28.612	210.5	26:19.659
16		1:43.089	25.224	44.708	33.157	206.8	28:15.334	16		1:37.907	24.335	42.658	30.914	208.8	27:57.566
17		2:15.858	28.767	1:02.367	44.724	168.4	30:31.192	17		2:27.671	27.528	1:10.315	49.828	92.8	30:25.237
18		1:41.467	25.239	44.787	31.441	212.5	32:12.659	18		1:36.660	24.338	43.103	29.219	207.6	32:01.897

**21** Ethan Ischer Tatuus F.4 T421  
 Jenzer Motorsport

Lap	D	Time	Sector 1	Sector 2	Sector 3	T. Spd	Elapsed
1		1:46.682	32.114	44.800	29.768	206.8	1:46.682
2		1:38.178	25.427	43.577	29.174	205.7	3:24.860
3		1:36.547	24.264	43.837	28.446	216.8	5:01.407
4		1:35.786	24.734	42.603	28.449	214.2	6:37.193
5		1:38.165	24.213	44.551	29.401	205.3	8:15.358
6		1:38.105	25.101	43.734	29.270	213.8	9:53.463
7		1:38.306	24.331	44.802	29.173	209.7	11:31.769
8		1:38.746	24.009	45.344	29.393	214.7	13:10.515
9		1:39.701	25.285	45.124	29.292	208.0	14:50.216
10		2:06.028 P	24.547	1:05.781	35.700	214.7	16:56.244





**Red Bull Ring**  
**Euro 4 Championship**  
**Race - 1**  
**Lap Analysis**



**31**

Akshay Bohra

Tatuus F.4 T421

**35**

Kai Daryanani

Tatuus F.4 T421

US Racing

Cram Motorsport Srl

Lap D	Time	Sector 1	Sector 2	Sector 3	T. Spd	Elapsed	Lap D	Time	Sector 1	Sector 2	Sector 3	T. Spd	Elapsed
1	1:45.732	30.806	45.110	29.816	218.1	1:45.732	1	1:46.564	32.095	44.332	30.137	215.5	1:46.564
2	1:38.013	25.148	44.013	28.852	209.7	3:23.745	2	1:37.971	25.545	43.381	29.045	206.5	3:24.535
3	<b>1:35.810</b>	24.414	<b>42.726</b>	<b>28.670</b>	213.0	4:59.555	3	<b>1:35.771</b>	24.139	43.150	28.482	211.7	5:00.306
4	1:36.153	24.199	43.057	28.897	211.7	6:35.708	4	1:35.909	<b>24.098</b>	43.168	28.643	216.8	6:36.215
5	1:37.179	24.184	43.770	29.225	212.5	8:12.887	5	1:37.832	24.399	43.784	29.649	209.7	8:14.047
6	1:37.074	<b>24.182</b>	43.220	29.672	215.5	9:49.961	6	1:38.772	24.906	44.323	29.543	213.0	9:52.819
7	1:37.144	24.406	43.440	29.298	210.5	11:27.105	7	1:38.004	24.788	44.079	29.137	210.1	11:30.823
8	1:37.909	24.262	44.002	29.645	215.5	13:05.014	8	1:38.861	24.460	44.879	29.522	209.3	13:09.684
9	1:39.029	24.877	44.639	29.513	210.1	14:44.043	9	1:48.239	24.913	53.474	29.852	210.9	14:57.923
10	1:37.982	24.976	43.846	29.160	209.7	16:22.025	10	1:37.590	24.798	43.872	28.920	206.5	16:35.513
11	1:36.838	24.654	43.326	28.858	211.7	17:58.863	11	1:35.973	24.470	<b>43.116</b>	<b>28.387</b>	205.7	18:11.486
12	1:39.392	24.629	43.403	31.360	213.8	19:38.255	12	1:38.837	24.177	43.674	30.986	209.7	19:50.323
13	2:29.805	26.510	1:10.052	53.243	149.5	22:08.060	13	2:26.063	27.025	1:06.797	52.241	179.4	22:16.386
14	2:38.153	45.045	1:08.390	44.718	66.2	24:46.213	14	2:33.548	46.805	1:05.974	40.769	53.4	24:49.934
15	1:37.720	24.477	43.439	29.804	216.8	26:23.933	15	1:37.559	24.827	43.565	29.167	213.4	26:27.493
16	1:39.463	24.243	43.324	31.896	218.1	28:03.396	16	1:45.403	24.200	43.755	37.448	214.7	28:12.896
17	2:23.185	27.097	1:06.689	49.399	166.4	30:26.581	17	2:17.157	28.334	1:03.006	45.817	147.1	30:30.053
18	1:38.255	24.575	43.727	29.953	214.7	32:04.836	18	1:38.580	24.709	44.122	29.749	216.8	32:08.633

**33**

Tomass Stolcermanis

Tatuus F.4 T421

**36**

Gustav Jonsson

Tatuus F.4 T421

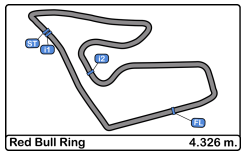
Rookie

Prema Racing

Van Amersfoort Racing BV

Lap D	Time	Sector 1	Sector 2	Sector 3	T. Spd	Elapsed	Lap D	Time	Sector 1	Sector 2	Sector 3	T. Spd	Elapsed
1	1:40.395	27.999	43.606	28.790	212.1	1:40.395	1	1:44.937	30.979	44.578	29.380	211.7	1:44.937
2	1:35.995	24.540	42.929	28.526	208.0	3:16.390	2	1:36.690	24.537	43.229	28.924	215.1	3:21.627
3	1:35.482	24.352	42.883	<b>28.247</b>	208.4	4:51.872	3	1:36.278	24.428	43.212	28.638	213.8	4:57.905
4	<b>1:35.413</b>	24.326	42.604	28.483	209.3	6:27.285	4	<b>1:35.823</b>	<b>24.016</b>	43.350	<b>28.457</b>	217.3	6:33.728
5	1:36.700	<b>24.250</b>	43.353	29.097	207.6	8:03.985	5	1:36.750	24.137	43.638	28.975	213.4	8:10.478
6	1:36.933	24.756	43.244	28.933	208.8	9:40.918	6	1:37.853	24.808	43.954	29.091	212.5	9:48.331
7	1:36.991	24.348	43.570	29.073	211.3	11:17.909	7	1:39.855	24.291	46.169	29.395	211.3	11:28.186
8	1:37.961	24.616	43.832	29.513	209.3	12:55.870	8	1:37.698	24.199	43.958	29.541	213.4	13:05.884
9	1:38.781	24.933	44.359	29.489	209.7	14:34.651	9	1:38.733	24.824	44.449	29.460	211.3	14:44.617
10	1:38.395	25.061	44.102	29.232	207.2	16:13.046	10	1:38.242	24.783	43.905	29.554	213.0	16:22.859
11	1:36.591	24.722	43.210	28.659	208.4	17:49.637	11	1:36.829	24.446	43.334	29.049	212.5	17:59.688
12	1:36.063	24.470	<b>42.585</b>	29.008	211.7	19:25.700	12	1:39.081	24.239	<b>43.165</b>	31.677	217.3	19:38.769
13	2:38.473	32.518	1:12.714	53.241	102.9	22:04.173	13	2:30.049	27.132	1:09.740	53.177	151.2	22:08.818
14	2:39.736	44.776	1:08.666	46.294	93.5	24:43.909	14	2:37.587	45.076	1:08.424	44.087	75.2	24:46.405
15	1:36.384	24.539	43.160	28.685	212.5	26:20.293	15	1:37.851	24.922	43.331	29.598	216.0	26:24.256
16	1:38.391	24.405	42.946	31.040	210.1	27:58.684	16	1:40.454	24.289	43.203	32.962	216.4	28:04.710
17	2:26.999	28.190	1:08.859	49.950	129.9	30:25.683	17	2:22.356	28.223	1:05.505	48.628	197.8	30:27.066
18	1:37.805	24.587	44.050	29.168	212.1	32:03.488	18	1:38.674	24.590	44.280	29.804	215.1	32:05.740





**Red Bull Ring**  
**Euro 4 Championship**  
**Race - 1**  
**Lap Analysis**



**45**

Jack Beeton

Tatuus F.4 T421

**55**

Alvise Rodella

Tatuus F.4 T421

US Racing

Van Amersfoort Racing BV

Lap	D	Time	Sector 1	Sector 2	Sector 3	T. Spd	Elapsed	Lap	D	Time	Sector 1	Sector 2	Sector 3	T. Spd	Elapsed
1		1:44.851	30.511	44.803	29.537	216.0	1:44.851	1		1:47.891	33.180	45.202	29.509	208.4	1:47.891
2		1:37.564	24.552	43.802	29.210	207.2	3:22.415	2		1:38.384	24.747	44.383	29.254	207.2	3:26.275
3		1:36.065	24.249	43.079	28.737	216.4	4:58.480	3		1:38.024	24.538	44.577	28.909	213.8	5:04.299
4		1:36.077	24.070	43.280	28.727	213.8	6:34.557	4		1:35.971	24.276	42.785	28.910	211.3	6:40.270
5		1:37.203	24.102	43.934	29.167	216.8	8:11.760	5		1:36.602	24.180	43.487	28.935	209.3	8:16.872
6		1:37.357	24.253	43.743	29.361	215.5	9:49.117	6		1:36.721	24.303	43.461	28.957	212.5	9:53.593
7		1:37.687	24.091	44.390	29.206	213.8	11:26.804	7		1:38.992	24.571	44.846	29.575	212.5	11:32.585
8		1:38.625	24.444	44.490	29.691	213.0	13:05.429	8		1:44.403 P	24.529	44.268	35.606	210.1	13:16.988
9		1:40.815	24.713	46.118	29.984	215.1	14:46.244	9		2:27.519	1:10.140	46.889	30.490	198.1	15:44.507
10		1:38.849	24.490	44.661	29.698	219.0	16:25.093	10		1:41.012	25.304	44.799	30.909	204.9	17:25.519
11		1:37.156	24.797	43.372	28.987	211.3	18:02.249	11		1:41.007	25.757	44.865	30.385	205.7	19:06.526
12			24.592			203.7		12		1:42.881	25.271	46.909	30.701	187.5	20:49.407
13								13		1:42.711	25.458	46.229	31.024	185.2	22:32.118
14								14		2:20.083	34.637	1:05.279	40.167	54.8	24:52.201
15								15		1:41.560	25.237	45.285	31.038	207.2	26:33.761
16								16		1:43.436	25.371	44.748	33.317	207.6	28:17.197
17								17		2:14.731	28.613	1:01.514	44.604	173.6	30:31.928
18								18		1:41.799	25.727	44.959	31.113	210.1	32:13.727

**50**

Dion Gowda

Tatuus F.4 T421

Prema Racing

Lap	D	Time	Sector 1	Sector 2	Sector 3	T. Spd	Elapsed
1		1:46.902	31.889	45.205	29.808	215.5	1:46.902
2		1:38.547	25.125	43.983	29.439	210.1	3:25.449
3		1:35.657	24.115	43.183	28.359	214.7	5:01.106
4		1:35.673	24.082	42.827	28.764	214.2	6:36.779
5		1:37.623	24.510	43.888	29.225	212.5	8:14.402
6		1:36.953	24.568	43.695	28.690	212.5	9:51.355
7		1:37.868	24.095	44.701	29.072	210.9	11:29.223
8		1:37.927	24.314	44.365	29.248	203.7	13:07.150
9		1:39.709	24.849	45.625	29.235	213.4	14:46.859
10		1:38.329	24.900	44.122	29.307	210.5	16:25.188
11		1:37.275	24.818	43.552	28.905	214.2	18:02.463
12			24.327			216.0	

**71**

Maxim Rehm

Tatuus F.4 T421

Rookie

US Racing

Lap	D	Time	Sector 1	Sector 2	Sector 3	T. Spd	Elapsed
1		1:41.365	27.721	44.634	29.010	210.1	1:41.365
2		1:37.493	24.532	44.023	28.938	209.3	3:18.858
3		1:36.919	24.745	43.756	28.418	209.3	4:55.777
4		1:35.615	24.382	42.901	28.332	213.0	6:31.392
5		1:37.153	24.207	43.837	29.109	212.5	8:08.545
6		1:37.069	24.785	43.428	28.856	210.1	9:45.614
7		1:37.260	24.193	43.725	29.342	211.7	11:22.874
8		1:38.436	24.741	44.097	29.598	210.1	13:01.310
9		1:39.556	24.975	44.583	29.998	210.1	14:40.866
10		1:39.504	25.166	44.143	30.195	210.9	16:20.370
11		1:37.368	24.634	43.455	29.279	212.5	17:57.738
12		1:37.608	24.506	43.103	29.999	212.1	19:35.346
13		2:31.304	26.241	1:11.884	53.179	109.2	22:06.650
14		2:38.578	44.920	1:08.236	45.422	83.7	24:45.228
15		1:37.718	24.563	43.940	29.215	215.1	26:22.946
16		1:39.030	24.628	43.608	30.794	210.9	28:01.976
17		2:24.247	26.503	1:08.352	49.392	112.2	30:26.223
18		1:38.786	24.359	44.495	29.932	214.7	32:05.009

**51**

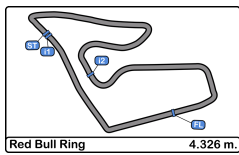
Kean Nakamura-Berta

Tatuus F.4 T421

Rookie

Prema Racing

Lap	D	Time	Sector 1	Sector 2	Sector 3	T. Spd	Elapsed
1		1:42.421	29.191	44.049	29.181	211.7	1:42.421
2		1:36.514	24.457	43.206	28.851	208.4	3:18.935
3		1:35.832	24.559	42.954	28.319	209.7	4:54.767
4		1:35.119	24.166	42.632	28.321	209.7	6:29.886
5		1:36.447	24.147	43.382	28.918	209.3	8:06.333
6		1:36.905	24.571	43.520	28.814	209.7	9:43.238
7		1:37.024	24.313	43.532	29.179	209.7	11:20.262
8		1:37.835	24.552	43.835	29.448	209.3	12:58.097
9		1:38.529	24.923	44.149	29.457	208.4	14:36.626
10		1:37.783	24.829	43.640	29.314	208.8	16:14.409
11		1:36.454	24.541	43.118	28.795	208.0	17:50.863
12		1:35.614	24.279	42.657	28.678	211.3	19:26.477
13		2:38.155	32.331	1:12.727	53.097	113.9	22:04.632
14		2:39.599	44.980	1:08.531	46.088	93.2	24:44.231
15		1:37.048	24.533	43.681	28.834	215.1	26:21.279
16		1:38.176	24.142	43.098	30.936	211.7	27:59.455
17		2:26.455	27.968	1:08.842	49.645	115.1	30:25.910
18		1:37.865	24.717	43.822	29.326	210.9	32:03.775



**Red Bull Ring**  
**Euro 4 Championship**  
**Race - 1**  
**Lap Analysis**

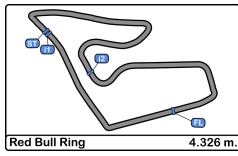


**77** Enzo Yeh (Rookie) Tatuus F.4 T421 **84** Reza Seewooruthun (Rookie) Tatuus F.4 T421  
 R-ACE GP Hitech Pulse-Eight

Lap D	Time	Sector 1	Sector 2	Sector 3	T. Spd	Elapsed	Lap D	Time	Sector 1	Sector 2	Sector 3	T. Spd	Elapsed
1	1:48.935	32.050	45.810	31.075	207.6	1:48.935	1	1:47.569	34.210	43.937	29.422	212.1	1:47.569
2	1:41.353	24.983	45.101	31.269	206.8	3:30.288	2	1:38.378	25.120	43.451	29.807	207.6	3:25.947
3	<b>1:40.696</b>	25.216	44.524	30.956	204.9	5:10.984	3	1:36.142	24.526	43.006	28.610	210.9	5:02.089
4	1:41.511	25.339	44.820	31.352	203.3	6:52.495	4	<b>1:35.546</b>	24.117	<b>42.947</b>	<b>28.482</b>	209.3	6:37.635
5	1:42.316	25.697	45.254	31.365	202.6	8:34.811	5	1:37.465	24.020	44.060	29.385	208.0	8:15.100
6	1:42.869	25.652	45.629	31.588	205.7	10:17.680	6	1:37.582	24.262	43.918	29.402	219.9	9:52.682
7	1:42.836	25.604	45.701	31.531	203.7	12:00.516	7	1:37.467	24.388	43.796	29.283	210.5	11:30.149
8	1:43.175	25.712	45.706	31.757	201.4	13:43.691	8	1:38.702	24.526	44.671	29.505	212.1	13:08.851
9	1:43.471	25.600	46.372	31.499	203.7	15:27.162	9	1:39.970	25.057	45.453	29.460	209.7	14:48.821
10	1:42.571	25.720	45.429	31.422	203.7	17:09.733	10	1:37.810	24.549	44.272	28.989	212.5	16:26.631
11	1:42.458	25.521	45.230	31.707	202.6	18:52.191	11	1:36.908	24.604	43.553	28.751	211.7	18:03.539
12	1:41.874	25.279	45.200	31.395	205.7	20:34.065	12	1:40.476	24.266	43.813	32.397	214.7	19:44.015
13	1:43.450	25.416	44.970	33.064	203.3	22:17.515	13	2:28.453	27.598	1:08.845	52.010	172.8	22:12.468
14	2:33.299	46.143	1:06.357	40.799	48.3	24:50.814	14	2:35.735	46.554	1:06.719	42.462	68.0	24:48.203
15	1:42.423	25.462	46.142	<b>30.819</b>	207.6	26:33.237	15	1:38.011	24.458	44.558	28.995	218.1	26:26.214
16	1:43.052	25.140	<b>44.452</b>	33.460	208.0	28:16.289	16	1:44.208	<b>23.987</b>	43.520	36.701	219.0	28:10.422
17	2:15.266	28.872	1:01.856	44.538	169.8	30:31.555	17	2:18.807	28.803	1:03.098	46.906	148.1	30:29.229
18	1:41.914	<b>24.947</b>	45.758	31.209	213.0	32:13.469	18	1:39.175	24.335	44.996	29.844	208.8	32:08.404

**80** Alex Powell (Rookie) Tatuus F.4 T421 **85** Thomas Bearman (Rookie) Tatuus F.4 T421  
 Prema Racing Hitech Pulse-Eight

Lap D	Time	Sector 1	Sector 2	Sector 3	T. Spd	Elapsed	Lap D	Time	Sector 1	Sector 2	Sector 3	T. Spd	Elapsed
1	1:44.432	29.996	44.913	29.523	209.7	1:44.432	1	2:03.875	40.784	53.909	29.182	208.4	2:03.875
2	1:37.588	24.878	43.688	29.022	210.5	3:22.020	2	1:38.026	25.478	43.783	28.765	202.2	3:41.901
3	1:36.827	24.405	43.527	28.895	212.5	4:58.847	3	1:36.595	24.435	43.465	<b>28.695</b>	207.6	5:18.496
4	<b>1:36.147</b>	24.488	<b>42.665</b>	28.994	210.9	6:34.994	4	<b>1:36.526</b>	<b>24.286</b>	<b>43.099</b>	29.141	209.3	6:55.022
5	1:37.077	<b>24.187</b>	43.732	29.158	211.3	8:12.071	5	1:39.985	24.538	45.645	29.802	208.8	8:35.007
6	1:37.734	24.194	43.996	29.544	217.3	9:49.805	6	1:38.193	25.062	43.959	29.172	207.2	10:13.200
7	1:37.818	24.664	43.978	29.176	208.4	11:27.623	7	1:49.756	24.408	55.465	29.883	210.5	12:02.956
8	1:38.679	24.401	44.526	29.752	209.7	13:06.302	8	1:41.486	24.981	45.617	30.888	204.1	13:44.442
9	1:39.579	24.836	45.144	29.599	213.4	14:45.881	9	1:47.400	25.434	51.616	30.350	204.9	15:31.842
10	1:37.834	24.746	43.872	29.216	214.7	16:23.715	10	1:39.705	25.105	44.917	29.683	206.5	17:11.547
11	1:36.902	24.844	43.374	<b>28.684</b>	213.4	18:00.617	11	1:38.965	24.615	44.483	29.867	209.3	18:50.512
12	1:38.923	24.322	42.931	31.670	212.1	19:39.540	12	1:45.079	24.454	50.803	29.822	211.3	20:35.591
13	2:29.865	26.763	1:10.323	52.779	141.1	22:09.405	13	1:42.811	25.404	45.250	32.157	156.2	22:18.402
14	2:37.260	45.179	1:08.420	43.661	76.4	24:46.665	14	2:32.531	45.810	1:06.573	40.148	46.7	24:50.933
15	1:37.691	24.683	43.486	29.522	214.2	26:24.356	15	1:38.963	24.974	44.598	29.391	206.5	26:29.896
16	1:41.086	24.235	43.484	33.367	216.8	28:05.442	16	1:44.917	24.641	44.322	35.954	210.5	28:14.813
17	2:22.289	28.519	1:05.298	48.472	183.3	30:27.731	17	2:15.832	28.092	1:02.711	45.029	150.0	30:30.645
18	1:38.260	24.399	43.760	30.101	216.4	32:05.991	18	1:39.646	24.882	44.592	30.172	214.2	32:10.291



**Red Bull Ring**  
**Euro 4 Championship**  
**Race - 1**  
**Lap Analysis**



**87**

Deagen Fairclough

Tatuus F.4 T421

Hitech Pulse-Eight

Lap D	Time	Sector 1	Sector 2	Sector 3	T. Spd	Elapsed
1	1:47.036	32.212	45.359	29.465	208.8	1:47.036
2	1:37.917	25.085	43.711	29.121	208.0	3:24.953
3	1:36.748	24.276	43.949	28.523	213.4	5:01.701
4	1:35.219	24.173	42.514	28.532	210.9	6:36.920
5	1:37.696	24.426	43.846	29.424	211.7	8:14.616
6	1:37.129	24.443	43.978	28.708	210.9	9:51.745
7	1:42.212	24.009	49.220	28.983	211.7	11:33.957
8	1:37.865	24.370	44.444	29.051	208.0	13:11.822
9	1:39.055	24.701	44.815	29.539	206.1	14:50.877
10	1:37.524	24.479	43.796	29.249	211.3	16:28.401
11	1:37.286	24.276	43.716	29.294	210.1	18:05.687
12	1:39.069	24.624	43.001	31.444	210.5	19:44.756
13	2:28.397	27.619	1:08.867	51.911	165.3	22:13.153
14	2:35.426	46.352	1:06.622	42.452	64.4	24:48.579
15	1:37.091	24.390	43.801	28.900	213.4	26:25.670
16	1:42.679	24.270	43.428	34.981	217.3	28:08.349
17	2:20.322	29.146	1:03.749	47.427	170.8	30:28.671
18	1:37.997	24.446	43.908	29.643	216.0	32:06.668

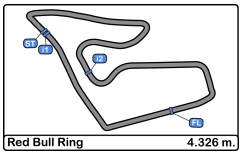
**88**

Lin Hodenius

Tatuus F.4 T421

Van Amersfoort Racing BV

Lap D	Time	Sector 1	Sector 2	Sector 3	T. Spd	Elapsed
1	1:46.617	31.425	45.224	29.968	213.8	1:46.617
2	1:40.832	25.896	46.118	28.818	206.5	3:27.449
3	1:37.104	24.476	43.877	28.751	210.1	5:04.553
4	1:36.086	24.316	42.947	28.823	211.3	6:40.639
5	1:36.730	24.238	43.356	29.136	211.3	8:17.369
6	1:36.937	24.337	43.481	29.119	213.0	9:54.306
7	1:38.457	24.118	44.678	29.661	210.5	11:32.763
8	1:38.379	24.520	44.288	29.571	210.9	13:11.142
9	1:40.116	25.283	45.325	29.508	209.7	14:51.258
10	1:38.165	25.503	43.713	28.949	207.2	16:29.423
11	1:36.923	24.523	43.426	28.974	207.6	18:06.346
12	1:39.086	24.216	43.357	31.513	214.2	19:45.432
13	2:28.665	27.586	1:09.060	52.019	150.0	22:14.097
14	2:34.897	46.024	1:07.044	41.829	61.1	24:48.994
15	1:38.247	25.045	44.066	29.136	210.5	26:27.241
16	1:44.675	24.359	43.642	36.674	215.1	28:11.916
17	2:17.853	28.605	1:03.249	45.999	155.8	30:29.769
18	1:39.013	24.736	44.711	29.566	216.8	32:08.782



**Red Bull Ring**  
**Euro 4 Championship**  
**Race - 1**



**Analysis by Lap**

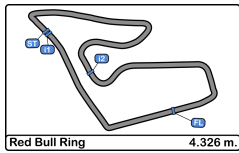
Num	Lap Time	Gap
<b>Lap 1</b>		
27	1:39.460	
33	1:40.395	00.935
71	1:41.365	01.905
6	1:41.676	02.216
51	1:42.421	02.961
12	1:42.616	03.156
3	1:43.035	03.575
16	1:43.378	03.918
15	1:43.621	04.161
14	1:43.882	04.422
80	1:44.432	04.972
7	1:44.495	05.035
45	1:44.851	05.391
36	1:44.937	05.477
8	1:45.511	06.051
31	1:45.732	06.272
22	1:46.070	06.610
19	1:46.236	06.776
35	1:46.564	07.104
88	1:46.617	07.157
21	1:46.682	07.222
50	1:46.902	07.442
87	1:47.036	07.576
11	1:47.349	07.889
84	1:47.569	08.109
55	1:47.891	08.431
9	1:48.172	08.712
77	1:48.935	09.475
85	2:03.875	24.415
<b>Num Lap Time Gap</b>		
<b>Lap 2</b>		
27	1:35.651	
33	1:35.995	01.279
71	1:37.493	03.747
51	1:36.514	03.824
6	1:37.582	04.147
12	1:37.284	04.789
16	1:36.634	04.901
3	1:37.570	05.494
14	1:36.828	05.599
15	1:37.477	05.987
36	1:36.690	06.516
80	1:37.588	06.909
45	1:37.564	07.304
8	1:37.571	07.971
22	1:37.528	08.487
31	1:38.013	08.634
19	1:37.854	08.979
35	1:37.971	09.424
21	1:38.178	09.749
87	1:37.917	09.842
50	1:38.547	10.338
7	1:41.076	10.460
84	1:38.378	10.836
11	1:38.665	10.903
55	1:38.384	11.164

Num	Lap Time	Gap
<b>Lap 3</b>		
9	1:38.399	11.460
88	1:40.832	12.338
77	1:41.353	15.177
85	1:38.026	26.790
<b>Num Lap Time Gap</b>		
<b>Lap 3</b>		
27	1:35.452	
33	1:35.482	01.309
51	1:35.832	04.204
6	1:35.957	04.652
71	1:36.919	05.214
12	1:36.305	05.642
16	1:36.578	06.027
14	1:36.306	06.453
3	1:36.707	06.749
15	1:36.452	06.987
36	1:36.278	07.342
45	1:36.065	07.917
80	1:36.827	08.284
8	1:36.069	08.588
31	1:35.810	08.992
22	1:36.420	09.455
35	1:35.771	09.743
19	1:36.437	09.964
50	1:35.657	10.543
21	1:36.547	10.844
87	1:36.748	11.138
84	1:36.142	11.526
11	1:36.471	11.922
9	1:36.319	12.327
7	1:37.933	12.941
55	1:38.024	13.736
88	1:37.104	13.990
77	1:40.696	20.421
85	1:36.595	27.933
<b>Num Lap Time Gap</b>		
<b>Lap 4</b>		
27	1:35.121	
33	1:35.413	01.601
51	1:35.119	04.202
6	1:35.488	05.019
71	1:35.615	05.708
12	1:35.713	06.234
16	1:35.815	06.721
14	1:35.554	06.886
3	1:35.987	07.615
36	1:35.823	08.044
15	1:36.754	08.620
45	1:36.077	08.873
80	1:36.147	09.310
8	1:36.226	09.693
31	1:36.153	10.024
22	1:35.837	10.171
35	1:35.909	10.531
19	1:36.060	10.903
50	1:35.673	11.095
87	1:35.219	11.236

Num	Lap Time	Gap
<b>Lap 5</b>		
21	1:35.786	11.509
84	1:35.546	11.951
11	1:35.625	12.426
9	1:35.779	12.985
55	1:35.971	14.586
88	1:36.086	14.955
7	1:43.194	21.014
77	1:41.511	26.811
85	1:36.526	29.338
<b>Num Lap Time Gap</b>		
<b>Lap 5</b>		
27	1:36.950	
33	1:36.700	01.351
51	1:36.447	03.699
6	1:36.621	04.690
71	1:37.153	05.911
12	1:37.372	06.656
14	1:36.955	06.891
16	1:37.558	07.329
3	1:37.061	07.726
36	1:36.750	07.844
15	1:37.184	08.854
45	1:37.203	09.126
80	1:37.077	09.437
31	1:37.179	10.253
8	1:38.076	10.819
35	1:37.832	11.413
22	1:38.346	11.567
50	1:37.623	11.768
87	1:37.696	11.982
19	1:38.246	12.199
84	1:37.465	12.466
21	1:38.165	12.724
11	1:37.376	12.852
9	1:37.147	13.182
55	1:36.602	14.238
88	1:36.730	14.735
77	1:42.316	32.177
85	1:39.985	32.373
<b>Num Lap Time Gap</b>		
<b>Lap 6</b>		
27	1:36.644	
33	1:36.933	01.640
51	1:36.905	03.960
6	1:36.497	04.543
71	1:37.069	06.336
12	1:36.691	06.703
14	1:36.693	06.940
16	1:36.698	07.383
36	1:37.853	09.053
3	1:38.248	09.330
45	1:37.357	09.839
80	1:37.734	10.527
15	1:38.438	10.648
31	1:37.074	10.683
8	1:36.842	11.017
22	1:36.363	11.286

Num	Lap Time	Gap
<b>Lap 7</b>		
50	1:36.953	12.077
87	1:37.129	12.467
84	1:37.582	13.404
35	1:38.772	13.541
11	1:37.490	13.698
9	1:37.324	13.862
21	1:38.105	14.185
55	1:36.721	14.315
19	1:38.955	14.510
88	1:36.937	15.028
85	1:38.193	33.922
77	1:42.869	38.402
<b>Num Lap Time Gap</b>		
<b>Lap 7</b>		
27	1:37.758	
33	1:36.991	00.873
51	1:37.024	03.226
6	1:37.526	04.311
71	1:37.260	05.838
12	1:37.229	06.174
14	1:37.315	06.497
16	1:38.029	07.654
3	1:37.742	09.314
45	1:37.687	09.768
31	1:37.144	10.069
80	1:37.818	10.587
36	1:39.855	11.150
15	1:38.533	11.423
22	1:38.225	11.753
50	1:37.868	12.187
8	1:39.512	12.771
84	1:37.467	13.113
35	1:38.004	13.787
11	1:38.251	14.191
9	1:38.304	14.408
21	1:38.306	14.733
19	1:38.187	14.939
55	1:38.992	15.549
88	1:38.457	15.727
87	1:42.212	16.921
77	1:42.836	43.480
85	1:49.756	45.920
<b>Num Lap Time Gap</b>		
<b>Lap 8</b>		
27	1:38.024	
33	1:37.961	00.810
51	1:37.835	03.037
6	1:38.300	04.587
71	1:38.436	06.250
12	1:38.382	06.532
14	1:38.530	07.003
16	1:38.719	08.349
31	1:37.909	09.954
45	1:38.625	10.369
3	1:39.188	10.478
36	1:37.698	10.824
80	1:38.679	11.242

Num	Lap Time	Gap
<b>Lap 9</b>		
15	1:38.179	11.578
22	1:38.273	12.002
50	1:37.927	12.090
8	1:38.834	13.581
84	1:38.702	13.791
11	1:38.052	14.219
35	1:38.861	14.624
9	1:38.922	15.306
19	1:38.433	15.348
21	1:38.746	15.455
88	1:38.379	16.082
87	1:37.865	16.762
55	1:44.403	21.928
77	1:43.175	48.631
85	1:41.486	49.382
<b>Num Lap Time Gap</b>		
<b>Lap 9</b>		
27	1:38.667	
33	1:38.781	00.924
51	1:38.529	02.899
6	1:38.840	04.760
71	1:39.556	07.139
14	1:38.933	07.269
12	1:39.659	07.524
16	1:39.216	08.898
31	1:39.029	10.316
36	1:38.733	10.890
15	1:38.576	11.487
3	1:39.961	11.772
80	1:39.579	12.154
45	1:40.815	12.517
22	1:39.387	12.722
50	1:39.709	13.132
11	1:38.802	14.354
84	1:39.970	15.094
8	1:40.788	15.702
9	1:39.472	16.111
21	1:39.701	16.489
87	1:39.055	17.150
88	1:40.116	17.531
19	1:44.811	21.492
35	1:48.239	24.196
77	1:43.471	53.435
85	1:47.400	58.115
55	2:27.519	1:10.780
<b>Num Lap Time Gap</b>		
<b>Lap 10</b>		
27	1:38.456	
33	1:38.395	00.863
51	1:37.783	02.226
6	1:38.240	04.544
14	1:38.929	07.742
71	1:39.504	08.187
12	1:39.446	08.514
16	1:38.310	08.752
31	1:37.982	09.842
36	1:38.242	10.676

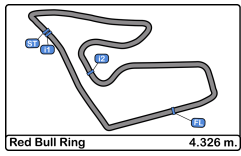


# Red Bull Ring Euro 4 Championship Race - 1



## Analysis by Lap

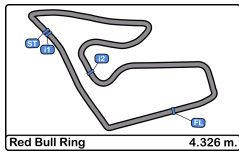
Num	Lap Time	Gap	Num	Lap Time	Gap	Num	Lap Time	Gap	Num	Lap Time	Gap	Num	Lap Time	Gap
15	1:38.393	11.424	31	1:39.392	13.063	3	2:37.036	03.340	84	1:44.208	12.856	85	1:39.646	08.394
80	1:37.834	11.532	36	1:39.081	13.577	15	2:36.844	03.653	9	1:44.260	13.484	15	1:39.177	09.313
3	1:38.961	12.277	80	1:38.923	14.348	22	2:36.613	03.908	88	1:44.675	14.350	19	1:41.467	10.762
45	1:38.849	12.910	3	1:38.483	14.920	11	2:36.671	04.416	35	1:45.403	15.330	77	1:41.914	11.572
50	1:38.329	13.005	15	1:39.259	16.063	84	2:35.735	04.714	8	1:45.953	16.340	55	1:41.799	11.830
22	1:38.957	13.223	22	1:39.454	17.057	87	2:35.426	05.090	85	1:44.917	17.247			
11	1:38.172	14.070	11	1:39.937	18.044	88	2:34.897	05.505	19	1:43.089	17.768			
84	1:37.810	14.448	84	1:40.476	18.823	9	2:34.549	05.606	77	1:43.052	18.723			
8	1:38.137	15.383	87	1:39.069	19.564	8	2:34.046	06.133	55	1:43.436	19.631			
9	1:38.038	15.693	88	1:39.086	20.240	35	2:33.548	06.445	15	1:40.652	20.833			
87	1:37.524	16.218	9	1:41.440	21.771	77	2:33.299	07.325						
88	1:38.165	17.240	8	1:44.282	24.454	85	2:32.531	07.444						
35	1:37.590	23.330	35	1:38.837	25.131	19	2:20.646	08.132						
21	2:06.028	44.061	77	1:41.874	1:08.873	55	2:20.083	08.712						
77	1:42.571	57.550	85	1:45.079	1:10.399									
85	1:39.705	59.364	19	1:43.418	1:23.269									
19	2:29.515	1:12.551	55	1:42.881	1:24.215									
55	1:41.012	1:13.336												
Num	Lap Time	Gap	Num	Lap Time	Gap	Num	Lap Time	Gap	Num	Lap Time	Gap	Num	Lap Time	Gap
Lap 11			Lap 13			Lap 15			Lap 17			Lap 18		
27	1:36.899		27	2:37.777		27	1:36.170		27	2:27.671		27	1:36.660	
33	1:36.591	00.555	33	2:38.473	01.204	33	1:36.384	00.634	33	2:26.999	00.446	33	1:37.805	01.591
51	1:36.454	01.781	51	2:38.155	01.663	51	1:37.048	01.620	51	2:26.455	00.673	51	1:37.865	01.878
6	1:36.741	04.386	6	2:35.502	02.127	71	1:37.718	03.287	71	2:24.247	00.986	31	1:38.255	02.939
14	1:36.884	07.727	14	2:33.242	03.028	16	1:37.550	03.402	31	2:23.185	01.344	71	1:38.786	03.112
71	1:37.368	08.656	71	2:31.304	03.681	12	1:37.723	03.864	12	2:22.938	01.506	16	1:37.799	03.192
12	1:37.878	09.493	16	2:31.139	04.124	6	1:39.079	03.961	36	2:22.356	01.829	36	1:38.674	03.843
16	1:37.651	09.504	12	2:31.160	04.629	31	1:37.720	04.274	16	2:22.358	02.053	80	1:38.260	04.094
31	1:36.838	09.781	31	2:29.805	05.091	36	1:37.851	04.597	14	2:22.071	02.764	14	1:38.052	04.156
36	1:36.829	10.606	36	2:30.049	05.849	80	1:37.691	04.697	3	2:21.485	03.084	11	1:37.630	04.235
80	1:36.902	11.535	80	2:29.865	06.436	14	1:39.553	04.858	11	2:20.850	03.265	87	1:37.997	04.771
3	1:37.169	12.547	3	2:29.681	06.824	3	1:37.775	04.945	22	2:19.381	03.815	22	1:37.800	04.955
15	1:38.389	12.914	15	2:29.043	07.329	22	1:37.415	05.153	84	2:18.807	03.992	84	1:39.175	06.507
45	1:37.156	13.167	22	2:28.535	07.815	11	1:37.384	05.630	9	2:18.475	04.288	35	1:38.580	06.736
50	1:37.275	13.381	11	2:27.998	08.265	87	1:37.091	06.011	88	2:17.853	04.532	88	1:39.013	06.885
22	1:37.389	13.713	84	2:28.453	09.499	84	1:38.011	06.555	35	2:17.157	04.816	8	1:39.040	07.367
11	1:37.046	14.217	87	2:28.397	10.184	9	1:37.695	07.131	8	2:16.318	04.987			
84	1:36.908	14.457	88	2:28.665	11.128	88	1:38.247	07.582	85	2:15.832	05.408			
8	1:37.798	16.282	9	2:27.583	11.577	9	1:37.695	07.131	19	2:15.858	05.955			
9	1:37.647	16.441	8	2:25.930	12.607	88	1:38.247	07.582	77	2:15.266	06.318			
87	1:37.286	16.605	35	2:26.063	13.417	35	1:37.559	07.834	55	2:14.731	06.691			
88	1:36.923	17.264	77	1:43.450	14.546	8	1:38.331	08.294	15	2:13.634	06.796			
35	1:35.973	22.404	85	1:42.811	15.433	85	1:38.963	10.237						
85	1:38.965	1:01.430	19	1:42.514	28.006	19	1:40.624	12.586						
77	1:42.458	1:03.109	55	1:42.711	29.149	77	1:42.423	13.578						
19	1:40.309	1:15.961				55	1:41.560	14.102						
55	1:41.007	1:17.444				15	1:50.605	18.088						
Num	Lap Time	Gap	Num	Lap Time	Gap	Num	Lap Time	Gap	Num	Lap Time	Gap	Num	Lap Time	Gap
Lap 12			Lap 14			Lap 16			Lap 18			Lap 18		
27	1:36.110		27	2:40.520		27	1:37.907		27	1:36.660		27	1:36.660	
33	1:36.063	00.508	33	2:39.736	00.420	33	1:38.391	01.118	33	1:37.805	01.591	33	1:37.805	01.591
51	1:35.614	01.285	51	2:39.599	00.742	51	1:38.176	01.889	51	1:37.865	01.878	51	1:37.865	01.878
6	1:36.126	04.402	6	2:39.445	01.052	71	1:39.030	04.410	31	1:38.255	02.939	31	1:38.255	02.939
14	1:35.946	07.563	14	2:38.967	01.475	31	1:39.463	05.830	71	1:38.786	03.112	71	1:38.786	03.112
71	1:37.608	10.154	71	2:38.578	01.739	12	1:40.282	06.239	16	1:37.799	03.192	16	1:37.799	03.192
16	1:37.368	10.762	16	2:38.418	02.022	36	1:40.454	07.144	36	1:38.674	03.843	36	1:38.674	03.843
12	1:37.863	11.246	12	2:38.202	02.311	16	1:41.871	07.366	80	1:38.260	04.094	80	1:38.260	04.094
			31	2:38.153	02.724	80	1:41.086	07.876	14	1:38.052	04.156	14	1:38.052	04.156
			36	2:37.587	02.916	14	1:41.413	08.364	11	1:37.630	04.235	11	1:37.630	04.235
			80	2:37.260	03.176	3	1:42.232	09.270	12	1:39.807	04.653	12	1:39.807	04.653
						11	1:42.363	10.086	87	1:37.997	04.771	87	1:37.997	04.771
						87	1:42.679	10.783	22	1:37.800	04.955	22	1:37.800	04.955
						22	1:44.859	12.105	3	1:38.806	05.230	3	1:38.806	05.230
									9	1:37.849	05.477	9	1:37.849	05.477
									84	1:39.175	06.507	84	1:39.175	06.507
									35	1:38.580	06.736	35	1:38.580	06.736
									88	1:39.013	06.885	88	1:39.013	06.885
									8	1:39.040	07.367	8	1:39.040	07.367



**Red Bull Ring**  
**Euro 4 Championship**  
**Race - 1**  
**Best Sectors Results**





Sector - 1				Sector - 2				Sector - 3				Ideal Lap vs Best Lap			
Clas	Nº	Driver	Time	Nº	Driver	Time	Nº	Driver	Time	Clas	Nº	Driver	Ideal Lap	Best Lap	Clas
1	11	Luca Viisoreanu	23.884	27	Freddie Slater	42.495	3	Maksimilian Popov	28.224	1	87	Deagen Fairclough	1:35.046	1:35.219	3
2	9	Everett Stack	23.925	87	Deagen Fairclough	42.514	33	Tomass Stolcermanis	28.247	2	27	Freddie Slater	1:35.050	1:35.121	2
3	84	Reza Seewooruthun	23.987	6	Hiyu Yamakoshi	42.585	27	Freddie Slater	28.257	3	21	Ethan Ischer	1:35.058	1:35.786	14
4	87	Deagen Fairclough	24.009	33	Tomass Stolcermanis	42.585	51	Kean Nakamura-Berta	28.319	4	33	Tomass	1:35.082	1:35.413	4
5	21	Ethan Ischer	24.009	21	Ethan Ischer	42.603	71	Maxim Rehm	28.332	5	51	Kean Nakamura-	1:35.093	1:35.119	1
6	19	Kabir Anurag	24.009	51	Kean Nakamura-Berta	42.632	50	Dion Gowda	28.359	6	6	Hiyu Yamakoshi	1:35.140	1:35.488	5
7	36	Gustav Jonsson	24.016	14	Dhaheer Rashid Al	42.657	6	Hiyu Yamakoshi	28.369	7	3	Maksimilian Popov	1:35.145	1:35.987	20
8	3	Maksimilian Popov	24.035	80	Alex Powell	42.665	35	Kai Daryanani	28.387	8	11	Luca Viisoreanu	1:35.238	1:35.625	9
9	45	Jack Beeton	24.070	16	Davide Larini	42.694	12	Gianmarco Pradel	28.437	9	50	Dion Gowda	1:35.268	1:35.657	10
10	50	Dion Gowda	24.082	31	Akshay Bohra	42.726	21	Ethan Ischer	28.446	10	14	Dhaheer Rashid Al	1:35.343	1:35.554	7
11	35	Kai Daryanani	24.098	55	Alvise Rodella	42.785	36	Gustav Jonsson	28.457	11	16	Davide Larini	1:35.368	1:35.815	16
12	14	Dhaheer Rashid Al	24.109	50	Dion Gowda	42.827	11	Luca Viisoreanu	28.467	12	84	Reza Seewooruthun	1:35.416	1:35.546	6
13	88	Lin Hoenius	24.118	8	Andrija Kostic	42.871	84	Reza Seewooruthun	28.482	13	9	Everett Stack	1:35.416	1:35.779	13
14	51	Kean Nakamura-Berta	24.142	3	Maksimilian Popov	42.886	19	Kabir Anurag	28.485	14	71	Maxim Rehm	1:35.426	1:35.615	8
15	15	Edward Robinson	24.152	11	Luca Viisoreanu	42.887	16	Davide Larini	28.516	15	80	Alex Powell	1:35.536	1:36.147	25
16	16	Davide Larini	24.158	71	Maxim Rehm	42.901	87	Deagen Fairclough	28.523	16	31	Akshay Bohra	1:35.578	1:35.810	15
17	55	Alvise Rodella	24.180	7	Luka Sammalisto	42.940	9	Everett Stack	28.530	17	35	Kai Daryanani	1:35.601	1:35.771	12
18	31	Akshay Bohra	24.182	84	Reza Seewooruthun	42.947	22	Enea Frey	28.545	18	36	Gustav Jonsson	1:35.638	1:35.823	17
19	6	Hiyu Yamakoshi	24.186	88	Lin Hoenius	42.947	7	Luka Sammalisto	28.553	19	12	Gianmarco Pradel	1:35.652	1:35.713	11
20	80	Alex Powell	24.187	9	Everett Stack	42.961	15	Edward Robinson	28.565	20	22	Enea Frey	1:35.727	1:35.837	18
21	71	Maxim Rehm	24.193	22	Enea Frey	42.980	14	Dhaheer Rashid Al	28.577	21	19	Kabir Anurag	1:35.735	1:36.060	21
22	22	Enea Frey	24.202	12	Gianmarco Pradel	43.007	8	Andrija Kostic	28.642	22	7	Luka Sammalisto	1:35.775	1:37.933	28
23	12	Gianmarco Pradel	24.208	45	Jack Beeton	43.079	31	Akshay Bohra	28.670	23	8	Andrija Kostic	1:35.804	1:36.069	23
24	33	Tomass Stolcermanis	24.250	85	Thomas Bearman	43.099	80	Alex Powell	28.684	24	88	Lin Hoenius	1:35.816	1:36.086	24
25	7	Luka Sammalisto	24.282	35	Kai Daryanani	43.116	85	Thomas Bearman	28.695	25	55	Alvise Rodella	1:35.874	1:35.971	19
26	85	Thomas Bearman	24.286	36	Gustav Jonsson	43.165	45	Jack Beeton	28.727	26	45	Jack Beeton	1:35.876	1:36.065	22
27	8	Andrija Kostic	24.291	19	Kabir Anurag	43.241	88	Lin Hoenius	28.751	27	85	Thomas Bearman	1:36.080	1:36.526	27
28	27	Freddie Slater	24.298	15	Edward Robinson	43.398	55	Alvise Rodella	28.909	28	15	Edward Robinson	1:36.115	1:36.452	26
29	77	Enzo Yeh	24.947	77	Enzo Yeh	44.452	77	Enzo Yeh	30.819	29	77	Enzo Yeh	1:40.218	1:40.696	29

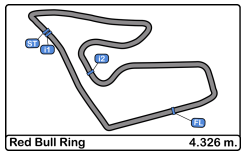


**Red Bull Ring**  
**Euro 4 Championship**  
**Race - 1**  
**Leader Sequence**



N°	Driver	Nat	Cat	Clas	Team	Nat	Vehicle	Start Lap	End Lap	Laps	Total Laps
27	Freddie Slater				Prema Racing		ε Tatuus F.4 T421	1	18	18	18

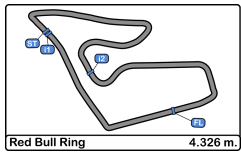




**Red Bull Ring**  
**Euro 4 Championship**  
**Race - 1**  
**Best 5 Lap Times**



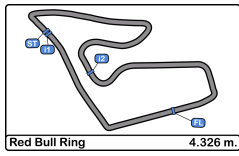
Cls	N°	Driver	Nat	Cat	Cls	Team	Nat	Vehicle	Best 1		Best 2		Best 3		Best 4		Best 5	
									Time	Lap	Time	Lap	Time	Lap	Time	Lap	Time	Lap
1	51	Kean Nakamura-		R	1	Prema Racing		Tatuus F.4 T421	1:35.119	4	1:35.614	12	1:35.832	3	1:36.447	5	1:36.454	11
2	27	Freddie Slater				Prema Racing		Tatuus F.4 T421	1:35.121	4	1:35.452	3	1:35.651	2	1:36.110	12	1:36.170	15
3	87	Deagen Fairclough				Hitech Pulse-Eight		Tatuus F.4 T421	1:35.219	4	1:36.748	3	1:37.091	15	1:37.129	6	1:37.286	11
4	33	Tomass		R	2	Prema Racing		Tatuus F.4 T421	1:35.413	4	1:35.482	3	1:35.995	2	1:36.063	12	1:36.384	15
5	6	Hiyu Yamakoshi				Van Amersfoort Racing		Tatuus F.4 T421	1:35.488	4	1:35.957	3	1:36.126	12	1:36.497	6	1:36.621	5
6	84	Reza Seewooruthun		R	3	Hitech Pulse-Eight		Tatuus F.4 T421	1:35.546	4	1:36.142	3	1:36.908	11	1:37.465	5	1:37.467	7
7	14	Dhaheri Rashid Al				Prema Racing		Tatuus F.4 T421	1:35.554	4	1:35.946	12	1:36.306	3	1:36.693	6	1:36.828	2
8	71	Maxim Rehm		R	4	US Racing		Tatuus F.4 T421	1:35.615	4	1:36.919	3	1:37.069	6	1:37.153	5	1:37.260	7
9	11	Luca Viisoreanu		R	5	Real Racing		Tatuus F.4 T421	1:35.625	4	1:36.471	3	1:37.046	11	1:37.376	5	1:37.384	15
10	50	Dion Gowda				Prema Racing		Tatuus F.4 T421	1:35.657	3	1:35.673	4	1:36.953	6	1:37.275	11	1:37.623	5
11	12	Gianmarco Pradel				US Racing		Tatuus F.4 T421	1:35.713	4	1:36.305	3	1:36.691	6	1:37.229	7	1:37.284	2
12	35	Kai Daryanani				Cram Motorsport Srl		Tatuus F.4 T421	1:35.771	3	1:35.909	4	1:35.973	11	1:37.559	15	1:37.590	10
13	9	Everett Stack				PHM AIX Racing		Tatuus F.4 T421	1:35.779	4	1:36.319	3	1:37.147	5	1:37.324	6	1:37.647	11
14	21	Ethan Ischer				Jenzer Motorsport		Tatuus F.4 T421	1:35.786	4	1:36.547	3	1:38.105	6	1:38.165	5	1:38.178	2
15	31	Akshay Bohra				US Racing		Tatuus F.4 T421	1:35.810	3	1:36.153	4	1:36.838	11	1:37.074	6	1:37.144	7
16	16	Davide Larini				PHM AIX Racing		Tatuus F.4 T421	1:35.815	4	1:36.578	3	1:36.634	2	1:36.698	6	1:37.368	12
17	36	Gustav Jonsson				Van Amersfoort Racing		Tatuus F.4 T421	1:35.823	4	1:36.278	3	1:36.690	2	1:36.750	5	1:36.829	11
18	22	Enea Frey		R	6	Jenzer Motorsport		Tatuus F.4 T421	1:35.837	4	1:36.363	6	1:36.420	3	1:37.389	11	1:37.415	15
19	55	Alvise Rodella				Van Amersfoort Racing		Tatuus F.4 T421	1:35.971	4	1:36.602	5	1:36.721	6	1:38.024	3	1:38.384	2
20	3	Maksimilian Popov		R	7	PHM AIX Racing		Tatuus F.4 T421	1:35.987	4	1:36.707	3	1:37.061	5	1:37.169	11	1:37.570	2
21	19	Kabir Anurag		R	8	US Racing		Tatuus F.4 T421	1:36.060	4	1:36.437	3	1:37.854	2	1:38.187	7	1:38.246	5
22	45	Jack Beeton				US Racing		Tatuus F.4 T421	1:36.065	3	1:36.077	4	1:37.156	11	1:37.203	5	1:37.357	6
23	8	Andrija Kostic		R	9	Van Amersfoort Racing		Tatuus F.4 T421	1:36.069	3	1:36.226	4	1:36.842	6	1:37.571	2	1:37.798	11
24	88	Lin Hodenius				Van Amersfoort Racing		Tatuus F.4 T421	1:36.086	4	1:36.730	5	1:36.923	11	1:36.937	6	1:37.104	3
25	80	Alex Powell		R	10	Prema Racing		Tatuus F.4 T421	1:36.147	4	1:36.827	3	1:36.902	11	1:37.077	5	1:37.588	2
26	15	Edward Robinson		R	11	US Racing		Tatuus F.4 T421	1:36.452	3	1:36.754	4	1:37.184	5	1:37.477	2	1:38.179	8
27	85	Thomas Bearman		R	12	Hitech Pulse-Eight		Tatuus F.4 T421	1:36.526	4	1:36.595	3	1:38.026	2	1:38.193	6	1:38.963	15
28	7	Luka Sammalisto		R	13	R-ACE GP		Tatuus F.4 T421	1:37.933	3	1:41.076	2	1:43.194	4	1:44.495	1		
29	77	Enzo Yeh		R	14	R-ACE GP		Tatuus F.4 T421	1:40.696	3	1:41.353	2	1:41.511	4	1:41.874	12	1:41.914	18



**Red Bull Ring**  
**Euro 4 Championship**  
**Race - 1**  
**Best 5 Top Speeds**



Clas	Nº	Driver	Nat	Cat	Cls	Team	Nat	Vehicle	Top 1		Top 2		Top 3		Top 4		Top 5		Avg
									Km/h	Lap	Km/h	Lap	Km/h	Lap	Km/h	Lap	Km/h	Lap	
1	14	Dhaheri Rashid Al				Prema Racing		Tatuus F.4 T421	221.3	18	216.0	6	215.5	7	214.7	1	214.7	4	216.4
2	84	Reza Seewooruthun		R	1	Hitech Pulse-Eight		Tatuus F.4 T421	219.9	6	219.0	16	218.1	15	214.7	12	212.5	10	216.9
3	22	Enea Frey		R	2	Jenzer Motorsport		Tatuus F.4 T421	219.5	18	218.6	12	218.1	16	216.8	4	216.8	15	218.0
4	11	Luca Viisoreanu		R	3	Real Racing		Tatuus F.4 T421	219.0	12	219.0	16	217.7	5	217.3	18	216.0	1	217.8
5	15	Edward Robinson		R	4	US Racing		Tatuus F.4 T421	219.0	18	218.1	9	216.8	4	216.4	15	215.1	7	217.1
6	45	Jack Beeton				US Racing		Tatuus F.4 T421	219.0	10	216.8	5	216.4	3	216.0	1	215.5	6	216.7
7	6	Hiyu Yamakoshi				Van Amersfoort Racing BV		Tatuus F.4 T421	218.6	16	215.5	15	213.4	7	213.0	4	212.5	2	214.6
8	19	Kabir Anurag		R	5	US Racing		Tatuus F.4 T421	218.6	4	214.2	7	213.4	8	213.0	6	212.5	15	214.3
9	16	Davide Larini				PHM AIX Racing		Tatuus F.4 T421	218.1	18	216.8	7	216.0	4	216.0	15	214.7	6	216.3
10	31	Akshay Bohra				US Racing		Tatuus F.4 T421	218.1	1	218.1	16	216.8	15	215.5	6	215.5	8	216.8
11	12	Gianmarco Pradel				US Racing		Tatuus F.4 T421	217.3	16	216.4	15	214.7	4	213.0	6	213.0	7	214.8
12	36	Gustav Jonsson				Van Amersfoort Racing BV		Tatuus F.4 T421	217.3	4	217.3	12	216.4	16	216.0	15	215.1	2	216.4
13	80	Alex Powell		R	6	Prema Racing		Tatuus F.4 T421	217.3	6	216.8	16	216.4	18	214.7	10	214.2	15	215.9
14	87	Deagen Fairclough				Hitech Pulse-Eight		Tatuus F.4 T421	217.3	16	216.0	18	213.4	3	213.4	15	211.7	5	214.3
15	9	Everett Stack				PHM AIX Racing		Tatuus F.4 T421	216.8	18	215.5	3	215.5	4	215.1	6	215.1	8	215.6
16	21	Ethan Ischer				Jenzer Motorsport		Tatuus F.4 T421	216.8	3	214.7	8	214.7	10	214.2	4	213.8	6	214.8
17	35	Kai Daryanani				Cram Motorsport Srl		Tatuus F.4 T421	216.8	4	216.8	18	215.5	1	214.7	16	213.4	15	215.4
18	88	Lin Hodenius				Van Amersfoort Racing BV		Tatuus F.4 T421	216.8	18	215.1	16	214.2	12	213.8	1	213.0	6	214.6
19	8	Andrija Kostic		R	7	Van Amersfoort Racing BV		Tatuus F.4 T421	216.0	1	215.5	15	215.1	18	213.8	12	213.4	16	214.8
20	50	Dion Gowda				Prema Racing		Tatuus F.4 T421	216.0	12	215.5	1	214.7	3	214.2	4	214.2	11	214.9
21	3	Maksimilian Popov		R	8	PHM AIX Racing		Tatuus F.4 T421	215.1	3	214.7	7	213.8	15	213.4	1	213.4	2	214.1
22	51	Kean Nakamura-		R	9	Prema Racing		Tatuus F.4 T421	215.1	15	211.7	1	211.7	16	211.3	12	210.9	18	212.1
23	71	Maxim Rehm		R	10	US Racing		Tatuus F.4 T421	215.1	15	214.7	18	213.0	4	212.5	5	212.5	11	213.6
24	85	Thomas Bearman		R	11	Hitech Pulse-Eight		Tatuus F.4 T421	214.2	18	211.3	12	210.5	7	210.5	16	209.3	4	211.1
25	55	Alvise Rodella				Van Amersfoort Racing BV		Tatuus F.4 T421	213.8	3	212.5	6	212.5	7	211.3	4	210.1	8	212.1
26	77	Enzo Yeh		R	12	R-ACE GP		Tatuus F.4 T421	213.0	18	208.0	16	207.6	1	207.6	15	206.8	2	208.6
27	33	Tomass		R	13	Prema Racing		Tatuus F.4 T421	212.5	15	212.1	1	212.1	18	211.7	12	211.3	7	212.0
28	7	Luka Sammalisto		R	14	R-ACE GP		Tatuus F.4 T421	211.7	4	210.1	2	204.5	1	192.8	3			204.8
29	27	Freddie Slater				Prema Racing		Tatuus F.4 T421	210.5	15	210.1	12	209.3	4	208.8	3	208.8	16	209.5

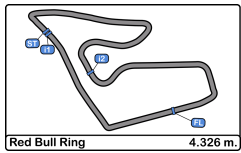


**Red Bull Ring**  
**Euro 4 Championship**  
**Race - 1**



**Fastest Laps Sequence**

Lap	Time of Day	Session Time	Nº Driver	Nat	Cat	Team	Nat	Vehicle	Time	Km/h
2	12:17:04.389	3:15.389	27 Freddie Slater		GER	Prema Racing		ITA Tatuus F.4 T421	1:35.651	162.8
3	12:18:39.841	4:50.841	27 Freddie Slater		GER	Prema Racing		ITA Tatuus F.4 T421	1:35.452	163.1
4	12:20:14.962	6:25.962	27 Freddie Slater		GER	Prema Racing		ITA Tatuus F.4 T421	1:35.121	163.7
4	12:20:19.164	6:30.164	51 Kean Nakamura-Berta		GER	R Prema Racing		ITA Tatuus F.4 T421	1:35.119	163.7

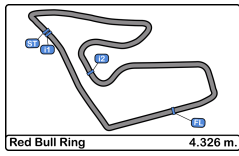


**Red Bull Ring**  
**Euro 4 Championship**  
**Race - 1**



**Event Best Maximum Speed**

N°	Driver	Nat	Cat	Clas	Team	Nat	Vehicle	Km/h	Session
14	Dhaheer Rashid Al				Prema Racing		Tatuus F.4 T421	221.3	Race - 1
3	Maksimilian Popov		R	1	PHM AIX Racing		Tatuus F.4 T421	220.4	Qualifying - 2
84	Reza Seewooruthun		R	2	Hitech Pulse-Eight		Tatuus F.4 T421	219.9	Race - 1
22	Enea Frey		R	3	Jenzer Motorsport		Tatuus F.4 T421	219.5	Race - 1
45	Jack Beeton				US Racing		Tatuus F.4 T421	219.0	Race - 1
11	Luca Viisoreanu		R	4	Real Racing		Tatuus F.4 T421	219.0	Race - 1
15	Edward Robinson		R	5	US Racing		Tatuus F.4 T421	219.0	Race - 1
19	Kabir Anurag		R	6	US Racing		Tatuus F.4 T421	218.6	Race - 1
6	Hiyu Yamakoshi				Van Amersfoort Racing BV		Tatuus F.4 T421	218.6	Race - 1
31	Akshay Bohra				US Racing		Tatuus F.4 T421	218.1	Race - 1
16	Davide Larini				PHM AIX Racing		Tatuus F.4 T421	218.1	Race - 1
71	Maxim Rehm		R	7	US Racing		Tatuus F.4 T421	217.3	Qualifying - 1
21	Ethan Ischer				Jenzer Motorsport		Tatuus F.4 T421	217.3	Qualifying - 2
36	Gustav Jonsson				Van Amersfoort Racing BV		Tatuus F.4 T421	217.3	Race - 1
80	Alex Powell		R	8	Prema Racing		Tatuus F.4 T421	217.3	Race - 1
12	Gianmarco Pradel				US Racing		Tatuus F.4 T421	217.3	Race - 1
87	Deagen Fairclough				Hitech Pulse-Eight		Tatuus F.4 T421	217.3	Race - 1
77	Enzo Yeh		R	9	R-ACE GP		Tatuus F.4 T421	216.8	Qualifying - 1
35	Kai Daryanani				Cram Motorsport Srl		Tatuus F.4 T421	216.8	Race - 1
9	Everett Stack				PHM AIX Racing		Tatuus F.4 T421	216.8	Race - 1
88	Lin Hodenius				Van Amersfoort Racing BV		Tatuus F.4 T421	216.8	Race - 1
27	Freddie Slater				Prema Racing		Tatuus F.4 T421	216.0	Qualifying - 2
51	Kean Nakamura-		R	10	Prema Racing		Tatuus F.4 T421	216.0	Qualifying - 2
8	Andrija Kostic		R	11	Van Amersfoort Racing BV		Tatuus F.4 T421	216.0	Race - 1
50	Dion Gowda				Prema Racing		Tatuus F.4 T421	216.0	Race - 1
33	Tomass		R	12	Prema Racing		Tatuus F.4 T421	215.5	Qualifying - 2
7	Luka Sammalisto		R	13	R-ACE GP		Tatuus F.4 T421	215.1	Qualifying - 2
85	Thomas Bearman		R	14	Hitech Pulse-Eight		Tatuus F.4 T421	214.2	Qualifying - 2
55	Alvise Rodella				Van Amersfoort Racing BV		Tatuus F.4 T421	213.8	Race - 1

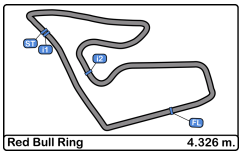


**Red Bull Ring**  
**Euro 4 Championship**  
**Race - 1**  
**Lap Chart**

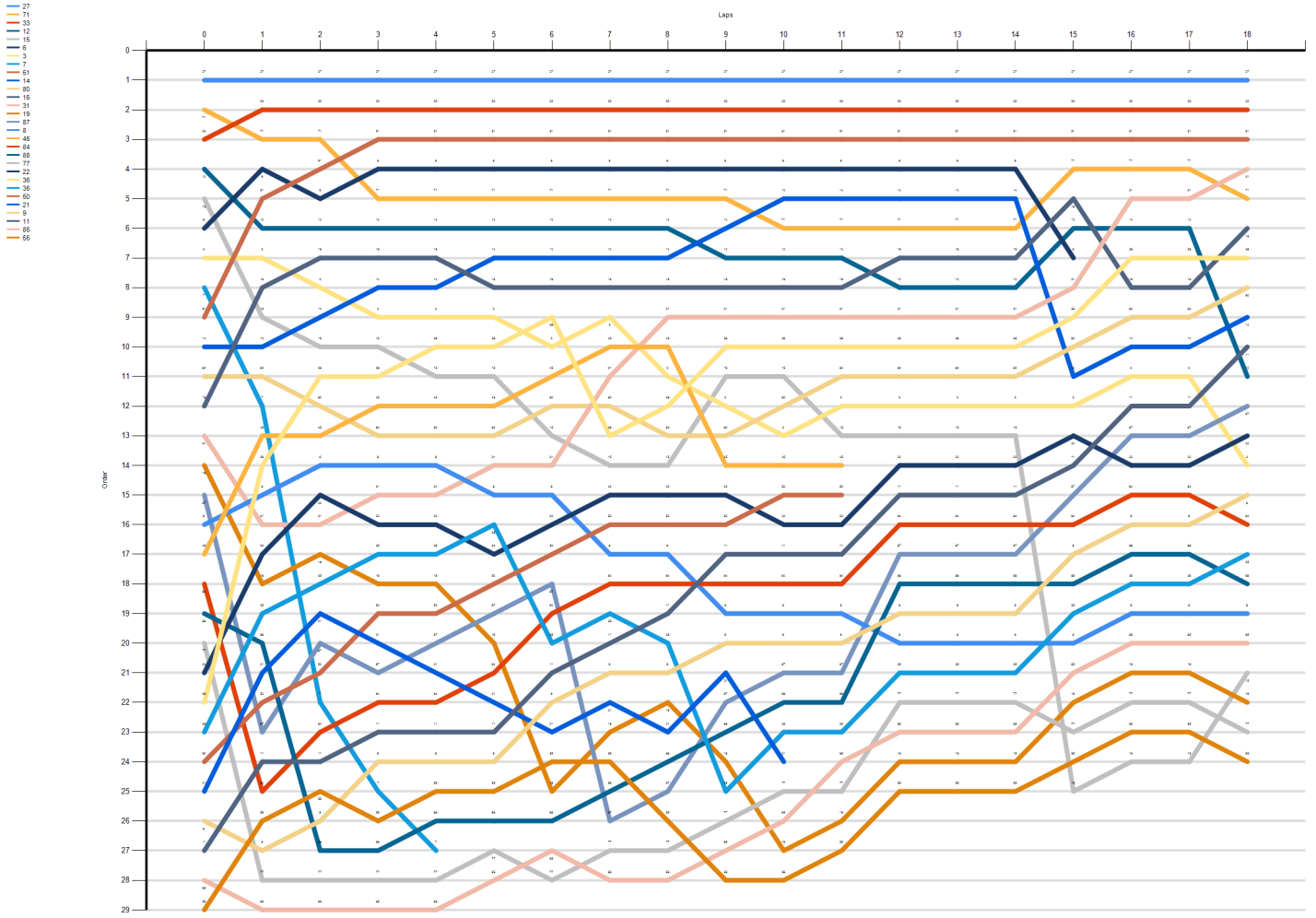


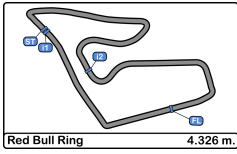
**LAP**

Nr	Pos	Grid	1	2	3	4	5	6	7	8	9	10	11	12	13	14	15	16	17	18
27	1	27	27	27	27	27	27	27	27	27	27	27	27	27	27	27	27	27	27	27
71	2	71	33	33	33	33	33	33	33	33	33	33	33	33	33	33	33	33	33	33
33	3	33	71	71	51	51	51	51	51	51	51	51	51	51	51	51	51	51	51	51
12	4	12	6	51	6	6	6	6	6	6	6	6	6	6	6	6	71	71	71	31
15	5	15	51	6	71	71	71	71	71	71	71	14	14	14	14	14	16	31	31	71
6	6	6	12	12	12	12	12	12	12	12	14	71	71	71	71	71	12	12	12	16
3	7	3	3	16	16	16	14	14	14	14	12	12	12	16	16	16	6	36	36	36
7	8	7	16	3	14	14	16	16	16	16	16	16	16	12	12	12	31	16	16	80
51	9	51	15	14	3	3	3	36	3	31	31	31	31	31	31	31	36	80	80	14
14	10	14	14	15	15	36	36	3	45	45	36	36	36	36	36	36	80	14	14	11
80	11	80	80	36	36	15	15	45	31	3	15	15	80	80	80	80	14	3	3	12
16	12	16	7	80	45	45	45	80	80	36	3	80	3	3	3	3	3	11	11	87
31	13	31	45	45	80	80	80	15	36	80	80	3	15	15	15	15	22	87	87	22
19	14	19	36	8	8	8	31	31	15	15	45	45	22	22	22	11	22	22	22	3
87	15	87	8	22	31	31	8	8	22	22	22	50	50	11	11	11	87	84	84	9
8	16	8	31	31	22	22	35	22	50	50	50	22	22	84	84	84	84	9	9	84
45	17	45	22	19	35	35	22	50	8	8	11	11	11	87	87	87	9	88	88	35
84	18	84	19	35	19	19	50	87	84	84	84	84	84	88	88	88	88	35	35	88
88	19	88	35	21	50	50	87	84	35	11	8	8	8	9	9	9	35	8	8	8
77	20	77	88	87	21	87	19	35	11	35	9	9	9	8	8	8	8	85	85	85
22	21	22	21	50	87	21	84	11	9	9	21	87	87	35	35	35	85	19	19	15
36	22	36	50	7	84	84	21	9	21	19	87	88	88	77	77	77	19	77	77	19
35	23	35	87	84	11	11	11	21	19	21	88	35	35	85	85	85	77	55	55	77
50	24	50	11	11	9	9	9	55	55	88	19	21	85	19	19	19	55	15	15	55
21	25	21	84	55	7	55	55	19	88	87	35	77	77	55	55	55	15			
9	26	9	55	9	55	88	88	88	87	55	77	85	19							
11	27	11	9	88	88	7	77	85	77	77	85	19	55							
85	28	85	77	77	77	77	85	77	85	85	55	55								
55	29	55	85	85	85	85														



# Red Bull Ring Euro 4 Championship Race - 1 Graphic Lap Chart



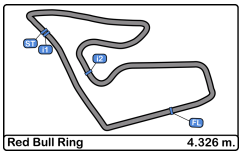


**Red Bull Ring**  
**Euro 4 Championship**  
**Race - 1**  
**Pit Stop Analysis**



<u>Or</u> <u>d.</u>	<u>Nr.</u>	<u>In Day Time</u>	<u>Team</u>	<u>Nat</u>	<u>Driver 1</u>	<u>Nat</u>	<u>Driver 2</u>	<u>Nat</u>	<u>Vehicle</u>	<u>Cat</u>	<u>In Time</u>	<u>Stop N°</u>	<u>Pit Time</u>	<u>Handicap</u>	<u>Diff.</u>
1	55	12:27:00.921	Van Amersfoort Racing	NLD	Alvise Rodella	ITA			Tatuus F.4 T42		13:11.643	1	51.076		
2	19	12:28:39.226	US Racing	DEU	Kabir Anurag	SGP			Tatuus F.4 T42	R	14:49.948	1	55.496		

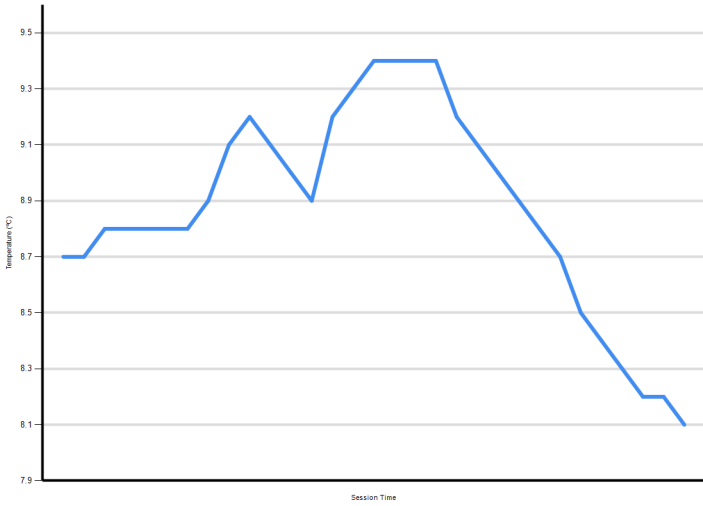




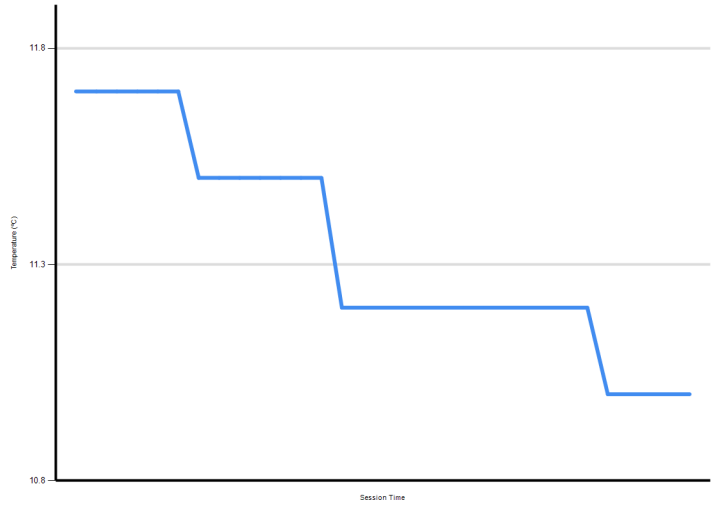
**Red Bull Ring**  
**Euro 4 Championship**  
**Race - 1**  
**Weather Report**



Air Temperature




Track Temperature



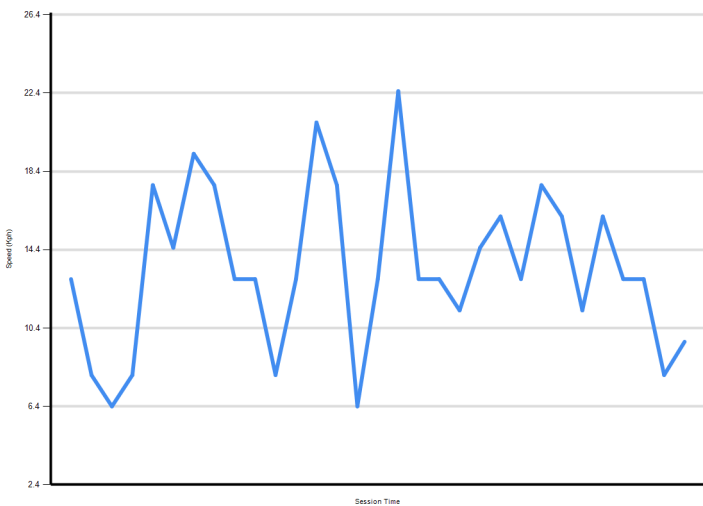
Humidity



Pressure



Wind Speed



Wind direction

