

ACI Racing Weekend Misano, 9-10 Maggio 2026

Italian F4 Championship - Results Race 3 Gr.A-Gr.C

Misano Circuit Sic 58 4.226 m

Laps 14 = 59,164 km - Avg 131,276 km/h - Race Time 27'02.458

No.	Driver	Nat	Entrant	Team	Car	Class	Laps	Time	Gap	Rel.	Fastest Lap	
1	19 MACCAGNANI Niccolò	ITA	PREMA Racing	PREMA Racing	Tatuus F4-T421		14	27'02.458		9	1'36.941	
2	98 COSMA-CRISTOFOR David	ROU	PREMA Racing	PREMA Racing	Tatuus F4-T421		14	27'02.984	0.526	0.526	9	1'36.818
3	83 WALTHER David	DNK	Maffi Racing	Maffi Racing	Tatuus F4-T421		14	27'03.443	0.985	0.459	9	1'37.041
4	17 SAVINKOV Oleksandr	UKR	US Racing	US Racing	Tatuus F4-T421		14	27'04.797	2.339	1.354	9	1'36.978
5	30 CONSANI Andy	FRA	R-ACE GP	R-ACE GP	Tatuus F4-T421		14	27'05.116	2.658	0.319	9	1'37.090
6	29 BUSSO Ludovico	ITA	US Racing	US Racing	Tatuus F4-T421		14	27'05.481	3.023	0.365	7	1'37.872
7	13 KILLION Noah	AUS	US Racing	US Racing	Tatuus F4-T421		14	27'05.718	3.260	0.237	8	1'37.691
8	46 BANSAL Ary	IND	US Racing	US Racing	Tatuus F4-T421		14	27'06.634	4.176	0.916	8	1'37.387
9	53 ALVES DE LIMA Pedro	BRA	Van Amersfoort Racing	Van Amersfoort Racing	Tatuus F4-T421		14	27'07.062	4.604	0.428	9	1'37.617
10	6 REPETTO Oscar	NZL	PHM Racing	PHM Racing	Tatuus F4-T421	R	14	27'07.802	5.344	0.740	8	1'37.873
11	3 RUTA Alex	POL	Van Amersfoort Racing	Van Amersfoort Racing	Tatuus F4-T421		14	27'07.853	5.395	0.051	9	1'38.101
12	40 RODRIGUEZ Andre	USA	CRAM Motorsport	CRAM Motorsport	Tatuus F4-T421		14	27'08.248	5.790	0.395	8	1'37.707
13	50 HATTEMER Florentin	CHE	Trident Motorsport	Trident Motorsport	Tatuus F4-T421	R	14	27'09.146	6.688	0.898	7	1'38.370
14	21 ARN Levi	CHE	Jenzer Motorsport	Jenzer Motorsport	Tatuus F4-T421	R	14	27'09.430	6.972	0.284	8	1'37.888
15	69 ZHENG Kwan Ho Kingsleyv	CHN	PREMA Racing	PREMA Racing	Tatuus F4-T421	R	14	27'09.557	7.099	0.127	9	1'37.923
16	60 FELBERMAYR Emma	AUT	PHM Racing	PHM Racing	Tatuus F4-T421		14	27'09.817	7.359	0.260	9	1'38.087
17	24 CORTES Nicolas	MEX	Jenzer Motorsport	Jenzer Motorsport	Tatuus F4-T421		14	27'10.196	7.738	0.379	9	1'38.217
18	47 KUKLANE Roland	EST	PHM Racing	PHM Racing	Tatuus F4-T421	R	14	27'10.722	8.264	0.526	9	1'38.257
19	1 COSTOYA Christian	ESP	PREMA Racing	PREMA Racing	Tatuus F4-T421	R	14	27'10.946	8.488	0.224	9	1'37.226
20	41 NIELSEN Knud	DNK	Real Racing	Real Racing	Tatuus F4-T421	R	14	27'10.951	8.493	0.005	9	1'38.060
21	28 MARTINESE Iacopo	ITA	PHM Racing	PHM Racing	Tatuus F4-T421	R	14	27'12.101	9.643	1.150	7	1'38.404
22	25 ZASOV Georgiy	CHE	Jenzer Motorsport	Jenzer Motorsport	Tatuus F4-T421	R	14	27'13.303	10.845	1.202	9	1'38.224
23	54 DIAZ Federico	ARG	ALPHA 54 Racing	ALPHA 54 Racing	Tatuus F4-T421		14	27'14.766	12.308	1.463	8	1'38.843
24	67 SIMEK Dominik	CZE	Trident Motorsport	Trident Motorsport	Tatuus F4-T421	R	14	27'15.411	12.953	0.645	7	1'38.401
25	11 PALOTINI Thiago	ARG	ALPHA 54 Racing	ALPHA 54 Racing	Tatuus F4-T421	R	14	27'16.422	13.964	1.011	7	1'40.750
26	33 GENDER Tamas	HUN	R-ACE GP	R-ACE GP	Tatuus F4-T421	R	14	27'16.513	14.055	0.091	8	1'39.548
27	86 POLAK Igor	POL	Maffi Racing	Maffi Racing	Tatuus F4-T421	R	14	27'16.847	14.389	0.334	9	1'40.341
28	44 MICHELINI Evan	CRI	AKM Motorsport	AKM Motorsport	Tatuus F4-T421	R	14	27'38.699	36.241	21.852	9	1'38.894
29	7 SAMMALISTO Luka	FIN	US Racing	US Racing	Tatuus F4-T421		10	17'57.074	4 Laps	4 Laps	9	1'36.637
----- Not Classified -----												
RET	88 ORSINI Vittorio	ITA	AKM Motorsport	AKM Motorsport	Tatuus F4-T421	R	8	15'01.891	6 Laps		6	1'39.869

Starting: 30 Classified: 29 Not Classified: 0 Retired: 1 Not Started: 0
 Fastest Lap N. 9 No. 7 Luka Sammalisto Time 1'36.637 Avg. 157,430 Km/h

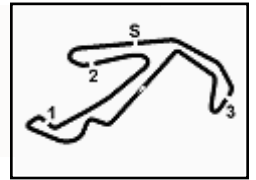
Humidity:	78%	Air	18°C
Condition:	WET	Track	17°C

Clerk of the Course : Fabrizio Fondacci

Race Director : Dino Lodola

Start	End
10/05/2026 08:30	08:59





ACI Racing Weekend Misano, 9-10 Maggio 2026

Italian F4 Championship - Results by Class Race 3 Gr.A-Gr.C

Misano Circuit Sic 58 4.226 m

Rookie

Laps 14 = 59,164 km - Avg 130,845 km/h - Race Time 27'07.802

No.	Driver	Nat	Entrant	Team	Car	Laps	Time	Gap	Rel.	Fastest Lap
1	6 REPETTO Oscar	NZL	PHM Racing	PHM Racing	Tatuus F4-T421	14	27'07.802			8 1'37.873
2	50 HATTEMER Florentin	CHE	Trident Motorsport	Trident Motorsport	Tatuus F4-T421	14	27'09.146	1.344	1.344	7 1'38.370
3	21 ARN Levi	CHE	Jenzer Motorsport	Jenzer Motorsport	Tatuus F4-T421	14	27'09.430	1.628	0.284	8 1'37.888
4	69 ZHENG Kwan Ho Kingsleyv	CHN	PREMA Racing	PREMA Racing	Tatuus F4-T421	14	27'09.557	1.755	0.127	9 1'37.923
5	47 KUKLANE Roland	EST	PHM Racing	PHM Racing	Tatuus F4-T421	14	27'10.722	2.920	1.165	9 1'38.257
6	1 COSTOYA Christian	ESP	PREMA Racing	PREMA Racing	Tatuus F4-T421	14	27'10.946	3.144	0.224	9 1'37.226
7	41 NIELSEN Knud	DNK	Real Racing	Real Racing	Tatuus F4-T421	14	27'10.951	3.149	0.005	9 1'38.060
8	28 MARTINESE Iacopo	ITA	PHM Racing	PHM Racing	Tatuus F4-T421	14	27'12.101	4.299	1.150	7 1'38.404
9	25 ZASOV Georgiy	CHE	Jenzer Motorsport	Jenzer Motorsport	Tatuus F4-T421	14	27'13.303	5.501	1.202	9 1'38.224
10	67 SIMEK Dominik	CZE	Trident Motorsport	Trident Motorsport	Tatuus F4-T421	14	27'15.411	7.609	2.108	7 1'38.401
11	11 PALOTINI Thiago	ARG	ALPHA 54 Racing	ALPHA 54 Racing	Tatuus F4-T421	14	27'16.422	8.620	1.011	7 1'40.750
12	33 GENDER Tamas	HUN	R-ACE GP	R-ACE GP	Tatuus F4-T421	14	27'16.513	8.711	0.091	8 1'39.548
13	86 POLAK Igor	POL	Maffi Racing	Maffi Racing	Tatuus F4-T421	14	27'16.847	9.045	0.334	9 1'40.341
14	44 MICHELINI Evan	CRI	AKM Motorsport	AKM Motorsport	Tatuus F4-T421	14	27'38.699	30.897	21.852	9 1'38.894
----- Not Classified -----										
RET	88 ORSINI Vittorio	ITA	AKM Motorsport	AKM Motorsport	Tatuus F4-T421	8	15'01.891	6 Laps		6 1'39.869

Starting: 15 Classified: 14 Not Classified: 0 Retired: 1 Not Started: 0
 Fastest Lap N. 9 No. 1 Christian Costoya Time 1'37.226 Avg. 156,477 Km/h

Humidity:	78%	Air	18°C
Condition:	WET	Track	17°C

Clerk of the Course : Fabrizio Fondacci

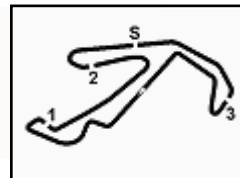
Race Director : Dino Lodola

10/05/2026 Start 08:30 End 08:59



Powered by FICr PERUGIA TIMING





ACI Racing Weekend Misano, 9-10 Maggio 2026

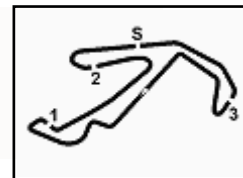
Italian F4 Championship - Lap Chart Race 3 Gr.A-Gr.C

Misano Circuit Sic 58 4.226 m

		Lap													
		1	2	3	4	5	6	7	8	9	10	11	12	13	14
1	7	7	7	7	7	7	7	7	7	7	19	19	19	19	19
2	19	19	19	19	19	19	19	19	19	19	98	98	98	98	98
3	98	98	98	98	98	98	98	98	98	98	83	83	83	83	83
4	83	83	83	83	83	83	83	83	83	83	17	17	17	17	17
5	17	17	17	17	17	17	17	17	17	17	30	30	30	30	30
6	29	29	29	29	29	29	29	29	29	30	30	29	29	29	29
7	46	46	13	13	13	30	30	30	29	29	46	46	46	46	13
8	13	13	46	30	30	46	46	46	46	46	13	13	13	13	46
9	1	1	30	46	46	13	13	13	13	13	6	6	6	6	53
10	30	30	1	6	6	6	6	6	6	6	53	53	53	53	6
11	6	6	6	1	53	53	53	53	53	53	1	1	1	1	3
12	69	69	53	53	1	1	1	1	1	1	3	3	3	3	40
13	53	53	69	69	69	50	50	50	3	3	40	40	40	40	50
14	50	50	50	50	50	3	3	3	40	40	50	50	50	50	21
15	40	40	21	3	3	69	40	40	50	50	21	21	21	21	69
16	60	60	40	21	21	40	21	21	21	21	69	69	69	69	60
17	3	3	3	40	40	21	69	69	69	69	60	60	60	60	24
18	21	21	60	60	60	60	60	60	60	60	24	24	24	24	47
19	67	67	47	47	47	47	24	24	24	24	47	47	47	47	1
20	47	47	67	24	24	47	47	47	47	47	41	41	41	41	41
21	24	24	24	44	44	44	44	41	41	41	44	44	44	44	28
22	41	41	44	41	41	41	41	44	44	44	28	28	28	28	25
23	44	44	41	67	67	67	67	67	67	67	28	67	67	67	54
24	25	25	25	25	28	28	28	28	28	28	67	25	25	25	67
25	88	11	28	28	25	25	25	25	25	25	54	54	54	54	11
26	11	86	11	11	54	54	54	54	54	54	11	11	11	11	33
27	86	33	33	54	11	11	11	11	11	11	33	33	33	33	86
28	33	54	54	33	88	88	88	88	88	33	33	86	86	86	44
29	54	88	88	88	33	33	33	33	86	86					
30	28	28	86	86	86	86	86	86							

Final Result		
1	19 MACCAGNANI N.	Laps 14
2	98 COSMA-CRISTOFOR	0.526
3	83 WALTHER D.	0.985
4	17 SAVINKOV O.	2.339
5	30 CONSANI A.	2.658
6	29 BUSSO L.	3.023
7	13 KILLION N.	3.260
8	46 BANSAL A.	4.176
9	53 ALVES DE LIMA P.	4.604
10	6 REPETTO O.	5.344
11	3 RUTA A.	5.395
12	40 RODRIGUEZ A.	5.790
13	50 HATTEMER F.	6.688
14	21 ARN L.	6.972
15	69 ZHENG K.	7.099
16	60 FELBERMAYR E.	7.359
17	24 CORTES N.	7.738
18	47 KUKLANE R.	8.264
19	1 COSTOYA C.	8.488
20	41 NIELSEN K.	8.493
21	28 MARTINESE I.	9.643
22	25 ZASOV G.	10.845
23	54 DIAZ F.	12.308
24	67 SIMEK D.	12.953
25	11 PALOTINI T.	13.964
26	33 GENDER T.	14.055
27	86 POLAK I.	14.389
28	44 MICHELINI E.	36.241
29	7 SAMMALISTO L.	4 Laps
RET	88 ORSINI V.	6 Laps





ACI Racing Weekend Misano, 9-10 Maggio 2026

Italian F4 Championship - Best Sectors & Speed Race 3 Gr.A-Gr.C

Misano Circuit Sic 58 4.226 m

RESULTS

Pos	Driver	Time	Laps
1	19 MACCAGNANI Niccolò	Tatuus F4-T421	14
2	98 COSMA-CRISTOFOR David	Tatuus F4-T421	0.526
3	83 WALTHER David	Tatuus F4-T421	0.985
4	17 SAVINKOV Oleksandr	Tatuus F4-T421	2.339
5	30 CONSANI Andy	Tatuus F4-T421	2.658
6	29 BUSSO Ludovico	Tatuus F4-T421	3.023
7	13 KILLION Noah	Tatuus F4-T421	3.260
8	46 BANSAL Ary	Tatuus F4-T421	4.176
9	53 ALVES DE LIMA Pedro	Tatuus F4-T421	4.604
10	6 REPETTO Oscar	Tatuus F4-T421	5.344
11	3 RUTA Alex	Tatuus F4-T421	5.395
12	40 RODRIGUEZ Andre	Tatuus F4-T421	5.790
13	50 HATTEMER Florentin	Tatuus F4-T421	6.688
14	21 ARN Levi	Tatuus F4-T421	6.972
15	69 ZHENG Kwan Ho Kingsleyv	Tatuus F4-T421	7.099
16	60 FELBERMAYR Emma	Tatuus F4-T421	7.359
17	24 CORTES Nicolas	Tatuus F4-T421	7.738
18	47 KUKLANE Roland	Tatuus F4-T421	8.264
19	1 COSTOYA Christian	Tatuus F4-T421	8.488
20	41 NIELSEN Knud	Tatuus F4-T421	8.493
21	28 MARTINESE Iacopo	Tatuus F4-T421	9.643
22	25 ZASOV Georgiy	Tatuus F4-T421	10.845
23	54 DIAZ Federico	Tatuus F4-T421	12.308
24	67 SIMEK Dominik	Tatuus F4-T421	12.953
25	11 PALOTINI Thiago	Tatuus F4-T421	13.964
26	33 GENDER Tamas	Tatuus F4-T421	14.055
27	86 POLAK Igor	Tatuus F4-T421	14.389
28	44 MICHELINI Evan	Tatuus F4-T421	36.241
29	7 SAMMALISTO Luka	Tatuus F4-T421	4 Laps
RET	88 ORSINI Vittorio	Tatuus F4-T421	6 Laps

SPEED

Pos	Driver	Time
1	3 RUTA Alex	202,2
2	40 RODRIGUEZ Andre	200,4
3	21 ARN Levi	200,4
4	53 ALVES DE LIMA Pedro	200,0
5	46 BANSAL Ary	200,0
6	24 CORTES Nicolas	200,0
7	41 NIELSEN Knud	200,0
8	44 MICHELINI Evan	199,6
9	47 KUKLANE Roland	199,6
10	67 SIMEK Dominik	199,6
11	29 BUSSO Ludovico	199,6
12	25 ZASOV Georgiy	199,3
13	1 COSTOYA Christian	199,3
14	30 CONSANI Andy	199,3
15	13 KILLION Noah	199,3
16	50 HATTEMER Florentin	199,3
17	98 COSMA-CRISTOFOR David	198,9
18	83 WALTHER David	198,9
19	17 SAVINKOV Oleksandr	198,9
20	6 REPETTO Oscar	198,9
21	86 POLAK Igor	198,9
22	19 MACCAGNANI Niccolò	198,9
23	60 FELBERMAYR Emma	198,9
24	69 ZHENG Kwan Ho Kingsleyv	198,5
25	7 SAMMALISTO Luka	198,2
26	28 MARTINESE Iacopo	198,2
27	88 ORSINI Vittorio	197,4
28	33 GENDER Tamas	197,1
29	54 DIAZ Federico	196,7
30	11 PALOTINI Thiago	194,9

SEG. 1

1	7 SAMMALISTO Luka	24.830
2	30 CONSANI Andy	24.841
3	19 MACCAGNANI Niccolò	24.878
4	6 REPETTO Oscar	24.947
5	98 COSMA-CRISTOFOR D	24.952
6	3 RUTA Alex	24.979
7	83 WALTHER David	25.012
8	53 ALVES DE LIMA Pedro	25.021
9	17 SAVINKOV Oleksandr	25.041
10	46 BANSAL Ary	25.059
11	13 KILLION Noah	25.072
12	60 FELBERMAYR Emma	25.110
13	1 COSTOYA Christian	25.111
14	29 BUSSO Ludovico	25.117
15	69 ZHENG Kwan Ho Kingsleyv	25.140
16	67 SIMEK Dominik	25.161
17	50 HATTEMER Florentin	25.252
18	44 MICHELINI Evan	25.256
19	41 NIELSEN Knud	25.258
20	21 ARN Levi	25.262
21	24 CORTES Nicolas	25.289
22	40 RODRIGUEZ Andre	25.309
23	25 ZASOV Georgiy	25.353
24	28 MARTINESE Iacopo	25.370
25	47 KUKLANE Roland	25.391
26	54 DIAZ Federico	25.451
27	33 GENDER Tamas	25.514
28	11 PALOTINI Thiago	25.745
29	88 ORSINI Vittorio	25.756
30	86 POLAK Igor	25.878

SEG. 2

1	98 COSMA-CRISTOFOR D	23.197
2	17 SAVINKOV Oleksandr	23.262
3	19 MACCAGNANI Niccolò	23.324
4	30 CONSANI Andy	23.343
5	6 REPETTO Oscar	23.343
6	7 SAMMALISTO Luka	23.344
7	40 RODRIGUEZ Andre	23.380
8	1 COSTOYA Christian	23.381
9	83 WALTHER David	23.416
10	67 SIMEK Dominik	23.428
11	21 ARN Levi	23.433
12	46 BANSAL Ary	23.434
13	53 ALVES DE LIMA Pedro	23.462
14	29 BUSSO Ludovico	23.498
15	50 HATTEMER Florentin	23.511
16	28 MARTINESE Iacopo	23.530
17	24 CORTES Nicolas	23.552
18	13 KILLION Noah	23.559
19	41 NIELSEN Knud	23.587
20	69 ZHENG Kwan Ho Kingsleyv	23.589
21	3 RUTA Alex	23.599
22	60 FELBERMAYR Emma	23.632
23	25 ZASOV Georgiy	23.643
24	47 KUKLANE Roland	23.655
25	54 DIAZ Federico	23.720
26	44 MICHELINI Evan	23.810
27	86 POLAK Igor	23.884
28	33 GENDER Tamas	23.922
29	88 ORSINI Vittorio	24.012
30	11 PALOTINI Thiago	24.356

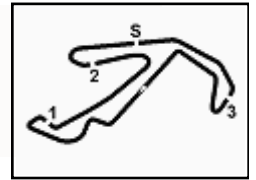
SEG. 3

1	17 SAVINKOV Oleksandr	27.263
2	7 SAMMALISTO Luka	27.283
3	83 WALTHER David	27.350
4	21 ARN Levi	27.369
5	30 CONSANI Andy	27.409
6	98 COSMA-CRISTOFOR D	27.431
7	19 MACCAGNANI Niccolò	27.441
8	47 KUKLANE Roland	27.519
9	1 COSTOYA Christian	27.527
10	46 BANSAL Ary	27.530
11	40 RODRIGUEZ Andre	27.534
12	29 BUSSO Ludovico	27.540
13	13 KILLION Noah	27.588
14	3 RUTA Alex	27.614
15	41 NIELSEN Knud	27.616
16	69 ZHENG Kwan Ho Kingsleyv	27.623
17	53 ALVES DE LIMA Pedro	27.634
18	24 CORTES Nicolas	27.654
19	25 ZASOV Georgiy	27.674
20	28 MARTINESE Iacopo	27.696
21	6 REPETTO Oscar	27.706
22	67 SIMEK Dominik	27.712
23	60 FELBERMAYR Emma	27.749
24	50 HATTEMER Florentin	27.763
25	44 MICHELINI Evan	27.781
26	54 DIAZ Federico	27.880
27	11 PALOTINI Thiago	28.225
28	86 POLAK Igor	28.225
29	33 GENDER Tamas	28.229
30	88 ORSINI Vittorio	28.247

SEG. 4

1	30 CONSANI Andy	21.059
2	19 MACCAGNANI Niccolò	21.111
3	83 WALTHER David	21.170
4	7 SAMMALISTO Luka	21.172
5	98 COSMA-CRISTOFOR D	21.175
6	1 COSTOYA Christian	21.207
7	17 SAVINKOV Oleksandr	21.240
8	21 ARN Levi	21.279
9	13 KILLION Noah	21.291
10	46 BANSAL Ary	21.297
11	3 RUTA Alex	21.338
12	69 ZHENG Kwan Ho Kingsleyv	21.346
13	53 ALVES DE LIMA Pedro	21.356
14	29 BUSSO Ludovico	21.365
15	40 RODRIGUEZ Andre	21.367
16	6 REPETTO Oscar	21.369
17	28 MARTINESE Iacopo	21.373
18	41 NIELSEN Knud	21.385
19	50 HATTEMER Florentin	21.386
20	25 ZASOV Georgiy	21.409
21	60 FELBERMAYR Emma	21.445
22	44 MICHELINI Evan	21.459
23	24 CORTES Nicolas	21.463
24	47 KUKLANE Roland	21.484
25	67 SIMEK Dominik	21.519
26	54 DIAZ Federico	21.557
27	88 ORSINI Vittorio	21.567
28	11 PALOTINI Thiago	21.759
29	33 GENDER Tamas	21.767
30	86 POLAK Igor	21.844





ACI Racing Weekend Misano, 9-10 Maggio 2026

Italian F4 Championship - Chronological Analysis Race 3 Gr.A-Gr.C

Misano Circuit Sic 58.4.226 m

Start at 8:29/44.614

1 / 4

1 C. COSTOYA (1'37.226)							
Lap	Seg.1	Seg.2	Seg.3	Seg.4	Lap Time	km/h	Local Time
1			33.768	28.187	2'21.077	163,1	8:32'05.691
2	30.118	29.110	54.169	26.488	2'19.885	170,9	8:34'25.576
3	27.020	24.865	28.614	22.341	1'42.840	199,3	8:36'08.416
4	26.499	24.608	28.747	22.113	1'41.967	193,2	8:37'50.383
5	25.935	24.238	28.388	21.790	1'40.351	198,2	8:39'30.734
6	25.773	23.836	28.195	21.521	1'39.325	196,7	8:41'10.059
7	25.381	23.722	27.810	21.348	1'38.261	196,4	8:42'48.320
8	25.349	23.597	27.682	21.326	1'37.954	197,1	8:44'26.274
9	25.111	23.381	27.527	21.207	1'37.226	198,5	8:46'03.500
10	25.155	24.975	32.235	22.590	1'44.955	193,2	8:47'48.455
11	29.463	27.757	56.265	27.444	2'20.929	70,9	8:50'09.384
12	30.291	30.136	1'01.290	51.808	2'53.525	146,1	8:53'02.909
13	29.385	25.834	52.392	22.452	2'10.063	173,4	8:55'12.972
14	25.429	23.566	28.113	25.480	1'42.588	198,9	8:56'55.560
Race Time 27'10.946							

3 A. RUTA (1'38.101)							
Lap	Seg.1	Seg.2	Seg.3	Seg.4	Lap Time	km/h	Local Time
1			33.163	26.660	2'27.766	184,9	8:32'12.380
2	30.325	30.069	51.186	24.418	2'15.998	167,7	8:34'28.378
3	27.858	24.837	28.257	21.855	1'42.807	197,1	8:36'11.185
4	26.370	23.989	27.936	22.111	1'40.406	197,1	8:37'51.591
5	26.471	24.142	27.851	21.795	1'40.259	199,6	8:39'31.850
6	25.867	23.755	27.975	21.826	1'39.423	198,2	8:41'11.273
7	25.540	23.723	27.619	21.437	1'38.319	198,2	8:42'49.592
8	25.941	23.599	27.614	21.392	1'38.546	197,8	8:44'28.138
9	25.293	23.772	27.698	21.338	1'38.101	196,7	8:46'06.239
10	24.979	23.872	31.137	23.261	1'43.249	196,0	8:47'49.488
11	29.109	28.361	55.837	27.387	2'20.694	72,1	8:50'10.182
12	30.051	31.020	1'01.049	51.694	2'53.814	155,2	8:53'03.996
13	28.918	25.794	52.547	22.094	2'09.353	173,4	8:55'13.349
14	25.375	23.617	27.898	22.228	1'39.118	202,2	8:56'52.467
Race Time 27'07.853							

6 O. REPETTO (1'37.873)							
Lap	Seg.1	Seg.2	Seg.3	Seg.4	Lap Time	km/h	Local Time
1			33.922	28.024	2'22.825	160,2	8:32'07.439
2	29.601	29.555	53.586	25.701	2'18.443	165,4	8:34'25.882
3	27.286	24.542	28.708	22.483	1'43.019	197,1	8:36'08.901
4	26.297	24.455	28.320	22.030	1'41.102	196,7	8:37'50.003
5	25.801	23.872	28.083	21.666	1'39.422	198,2	8:39'29.425
6	25.548	23.571	27.968	21.456	1'38.543	197,8	8:41'07.968
7	25.655	23.718	27.892	21.520	1'38.785	198,2	8:42'46.753
8	25.365	23.433	27.706	21.369	1'37.873	197,4	8:44'24.626
9	24.947	23.343	28.098	21.554	1'37.942	198,9	8:46'02.568
10	25.315	24.768	31.756	22.905	1'44.744	186,9	8:47'47.312
11	29.456	27.707	55.656	27.879	2'20.698	71,2	8:50'08.010
12	30.594	30.278	1'00.252	52.845	2'53.969	157,0	8:53'01.979
13	29.135	25.999	52.393	22.648	2'10.175	170,6	8:55'12.154
14	25.479	24.040	28.293	22.450	1'40.262	198,5	8:56'52.416
Race Time 27'07.802							

7 L. SAMMALISTO (1'36.637)							
Lap	Seg.1	Seg.2	Seg.3	Seg.4	Lap Time	km/h	Local Time
1			34.706	27.367	2'15.215	184,3	8:31'59.829
2	31.736	28.223	54.975	27.895	2'22.829	180,6	8:34'22.658
3	26.702	24.784	29.029	22.276	1'42.791	195,3	8:36'05.449
4	25.903	24.072	28.189	21.684	1'39.848	197,1	8:37'45.297
5	25.461	23.994	27.772	21.539	1'38.766	197,1	8:39'24.063
6	25.440	23.752	27.671	21.407	1'38.270	198,2	8:41'02.333
7	25.035	23.532	27.481	21.231	1'37.279	197,8	8:42'39.612
8	25.021	23.419	27.350	21.178	1'36.968	197,8	8:44'16.580
9	24.838	23.344	27.283	21.172	1'36.637	197,4	8:45'53.217
10	24.830	25.240	32.473	25.928	1'48.471	170,6	8:47'41.688
Race Time 17'57.074							

11 T. PALOTINI (1'40.750)							
Lap	Seg.1	Seg.2	Seg.3	Seg.4	Lap Time	km/h	Local Time
1			31.480	24.625	2'41.015	172,2	8:32'25.629

2	30.181	27.953	44.837	23.817	2'06.788	174,5	8:34'32.417
3	28.096	25.655	28.890	23.276	1'45.917	194,2	8:36'18.334
4	26.782	25.434	28.798	22.303	1'43.317	193,2	8:38'01.651
5	26.574	25.044	28.530	22.151	1'42.299	194,9	8:39'43.950
6	26.094	24.600	28.301	21.759	1'40.754	193,9	8:41'24.704
7	26.029	24.633	28.278	21.810	1'40.750	192,5	8:43'05.454
8	26.181	24.595	28.225	21.803	1'40.804	192,5	8:44'46.258
9	25.745	24.513	28.867	22.142	1'41.267	194,9	8:46'27.525
10	26.576	25.255	28.680	22.417	1'42.928	193,5	8:48'10.453
11	26.018	24.666	55.205	25.628	2'11.517	53,3	8:50'21.970
12	28.965	31.609	1'04.623	49.199	2'54.396	162,9	8:53'16.366
13	27.818	27.965	44.849	22.717	2'03.349	180,6	8:55'19.715
14	26.045	24.356	28.311	22.609	1'41.321	194,6	8:57'01.036
Race Time 27'16.422							

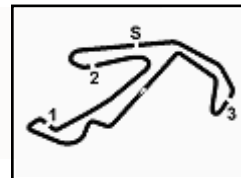
13 N. KILLION (1'37.691)							
Lap	Seg.1	Seg.2	Seg.3	Seg.4	Lap Time	km/h	Local Time
1			33.624	28.368	2'20.490	164,4	8:32'05.104
2	30.085	29.288	54.031	26.532	2'19.936	169,0	8:34'25.040
3	26.835	24.418	28.632	22.600	1'42.485	197,4	8:36'07.525
4	26.292	24.281	28.193	21.935	1'40.701	197,8	8:37'48.226
5	25.716	23.964	27.932	21.586	1'39.198	198,5	8:39'27.424
6	25.947	23.619	28.095	22.386	1'40.047	197,1	8:41'07.471
7	25.786	23.744	27.700	21.343	1'38.573	199,3	8:42'46.044
8	25.253	23.559	27.588	21.291	1'37.691	197,4	8:44'23.735
9	25.072	23.937	28.000	21.328	1'38.337	197,1	8:46'02.072
10	25.526	23.966	31.830	22.556	1'43.878	186,2	8:47'45.950
11	29.938	27.798	55.333	27.752	2'20.821	70,5	8:50'06.771
12	31.114	29.798	1'00.460	53.137	2'54.509	134,5	8:53'01.280
13	29.158	25.741	52.747	22.611	2'10.257	181,8	8:55'11.537
14	25.648	24.196	27.650	21.301	1'38.795	198,9	8:56'50.332
Race Time 27'05.718							

17 O. SAVINKOV (1'36.978)							
Lap	Seg.1	Seg.2	Seg.3	Seg.4	Lap Time	km/h	Local Time
1			34.020	27.481	2'17.648	169,5	8:32'02.262
2	31.243	28.987	54.207	27.493	2'21.930	168,0	8:34'24.192
3	27.074	24.392	28.828	22.326	1'42.620	196,7	8:36'06.812
4	26.263	24.108	28.167	21.783	1'40.321	197,4	8:37'47.133
5	25.729	23.848	27.748	21.659	1'38.984	198,2	8:39'26.117
6	25.754	23.747	27.618	21.357	1'38.476	197,8	8:41'04.593
7	25.323	23.507	27.455	21.240	1'37.525	197,8	8:42'42.118
8	25.205	23.393	27.364	21.292	1'37.254	198,9	8:44'19.372
9	25.141	23.262	27.263	21.312	1'36.978	198,9	8:45'56.350
10	25.041	25.044	33.224	23.885	1'47.194	180,9	8:47'43.544
11	29.448	28.213	55.114	27.181	2'19.956	67,8	8:50'03.500
12	32.310	28.954	59.172	54.842	2'55.278	117,1	8:52'58.778
13	29.001	25.527	53.112	23.911	2'11.551	176,5	8:55'10.329
14	26.189	23.597	27.871	21.425	1'39.082	197,4	8:56'49.411
Race Time 27'04.797							

19 N. MACCAGNANI (1'36.941)							
Lap	Seg.1	Seg.2	Seg.3	Seg.4	Lap Time	km/h	Local Time
1			34.400	27.562	2'16.053	177,0	8:32'00.667
2	31.513	28.436	54.671	27.740	2'22.360	183,7	8:34'23.027
3	26.672	24.708	29.291	22.132	1'42.803	196,7	8:36'05.830
4	25.887	24.072	28.123	21.878	1'39.960	197,4	8:37'45.790
5	25.768	23.718	27.802	21.438	1'38.726	198,2	8:39'24.516
6	25.439	23.693	27.598	21.477	1'38.207	197,4	8:41'02.723
7	25.264	23.468	27.460	21.262	1'37.454	197,8	8:42'40.177
8	25.077	23.378	27.441	21.262	1'37.158	197,1	8:44'17.335
9	25.018	23.324	27.488	21.111	1'36.941	195,7	8:45'54.276
10	24.878	25.434	32.487	25.184	1'47.983	175,9	8:47'42.259
11	29.158	28.341	54.772	27.569	2'19.840	71,5	8:50'02.099
12	32.224	29.292	58.281	55.182	2'54.979	120,4	8:52'57.078
13	29.286	25.586	53.181	24.143	2'12.196	173,6	8:55'09.274
14	25.304	23.448	27.730	21.316	1'37.798	198,9	8:56'47.072
Race Time 27'02.458							

21 L. ARN (1'37.888)							
Lap	Seg.1	Seg.2	Seg.3	Seg.4	Lap Time	km/h	Local Time

10/05/2026



ACI Racing Weekend Misano, 9-10 Maggio 2026

Italian F4 Championship - Chronological Analysis Race 3 Gr.A-Gr.C

Misano Circuit Sic 58.4.226 m

Start at 8:29:44.614

2 / 4

1			32.837	26.501	2'28.380	178,2	8:32'12.994
2	30.632	30.211	50.779	23.843	2'15.465	140,8	8:34'28.459
3	27.163	24.200	28.417	22.462	1'42.242	198,9	8:36'10.701
4	26.558	24.539	28.018	22.040	1'41.155	198,5	8:37'51.856
5	26.543	24.027	27.832	21.934	1'40.336	200,0	8:39'32.192
6	25.804	23.816	27.733	22.748	1'40.101	199,6	8:41'12.293
7	26.188	23.606	27.489	21.790	1'39.073	199,3	8:42'51.366
8	25.488	23.537	27.584	21.279	1'37.888	198,2	8:44'29.254
9	25.262	23.433	27.615	21.756	1'38.066	199,6	8:46'07.320
10	25.776	25.345	30.459	22.734	1'44.314	193,5	8:47'51.634
11	29.230	28.900	55.540	27.158	2'20.828	66,3	8:50'12.462
12	29.974	31.184	1'01.946	50.846	2'53.950	174,8	8:53'06.412
13	28.595	26.590	50.983	22.135	2'08.303	173,4	8:55'14.715
14	25.893	23.657	27.369	22.410	1'39.329	200,4	8:56'54.044

Race Time 27'09.430

24 N. CORTES (1'38.217)

Lap	Seg.1	Seg.2	Seg.3	Seg.4	Lap Time	km/h	Local Time
1			31.450	26.405	2'31.549	188,2	8:32'16.163
2	30.244	31.058	49.115	23.119	2'13.536	169,8	8:34'29.699
3	27.367	24.764	29.092	22.484	1'43.707	199,3	8:36'13.406
4	27.372	24.048	28.304	21.745	1'41.469	196,4	8:37'54.875
5	26.206	23.873	28.109	21.652	1'39.840	197,4	8:39'34.715
6	25.917	23.802	28.057	21.463	1'39.239	195,3	8:41'13.954
7	25.636	23.855	28.080	21.677	1'39.248	200,0	8:42'53.202
8	25.421	23.552	27.976	21.725	1'38.674	195,7	8:44'31.876
9	25.508	23.554	27.654	21.501	1'38.217	198,2	8:46'10.093
10	25.289	27.173	30.889	22.226	1'45.577	190,5	8:47'55.670
11	27.321	29.356	55.753	26.825	2'19.255	59,8	8:50'14.925
12	30.161	30.916	1'03.263	49.471	2'53.811	177,0	8:53'08.736
13	28.340	27.641	49.148	22.270	2'07.399	180,3	8:55'16.135
14	25.599	23.582	27.744	21.750	1'38.675	198,5	8:56'54.810

Race Time 27'10.196

25 G. ZASOV (1'38.224)

Lap	Seg.1	Seg.2	Seg.3	Seg.4	Lap Time	km/h	Local Time
1			31.183	24.540	2'34.558	177,0	8:32'19.172
2	30.933	30.338	47.823	23.366	2'12.460	162,4	8:34'31.632
3	27.272	25.313	28.679	22.429	1'43.693	195,3	8:36'15.325
4	26.828	24.748	28.535	22.130	1'42.241	198,2	8:37'57.566
5	26.034	25.002	28.337	21.792	1'41.165	197,4	8:39'38.731
6	25.710	24.147	27.903	21.571	1'39.331	197,1	8:41'18.062
7	25.638	23.848	27.675	21.409	1'38.570	194,9	8:42'56.632
8	25.363	23.643	27.674	21.554	1'38.234	196,7	8:44'34.866
9	25.353	23.677	27.685	21.509	1'38.224	197,1	8:46'13.090
10	27.011	27.635	31.018	22.363	1'48.027	185,6	8:48'01.117
11	26.453	30.104	55.800	26.291	2'18.648	60,7	8:50'19.765
12	29.610	31.720	1'04.034	49.301	2'54.665	158,6	8:53'14.430
13	27.121	28.324	46.166	22.474	2'04.085	172,0	8:55'18.515
14	25.672	23.860	27.674	22.196	1'39.402	199,3	8:56'57.917

Race Time 27'13.303

28 I. MARTINESE (1'38.404)

Lap	Seg.1	Seg.2	Seg.3	Seg.4	Lap Time	km/h	Local Time
1			29.253	22.723	2'53.552	188,2	8:32'38.166
2	26.736	25.180	41.383	23.200	1'56.499	190,8	8:34'34.665
3	27.666	24.737	28.319	22.556	1'43.278	196,0	8:36'17.943
4	25.793	24.308	28.344	21.747	1'40.192	194,9	8:37'58.135
5	25.846	24.232	28.187	21.559	1'39.824	194,9	8:39'37.959
6	25.460	23.779	27.945	21.495	1'38.679	196,0	8:41'16.638
7	25.370	23.708	27.953	21.373	1'38.404	196,0	8:42'55.042
8	25.421	23.954	27.979	21.919	1'39.273	198,2	8:44'34.315
9	25.483	23.530	27.696	21.722	1'38.431	196,7	8:46'12.746
10	25.820	27.087	31.135	22.722	1'46.764	187,5	8:47'59.510
11	25.795	30.140	55.810	26.329	2'18.074	56,3	8:50'17.584
12	29.935	31.642	1'03.843	48.773	2'54.193	164,4	8:53'11.777
13	27.755	28.333	47.393	22.347	2'05.828	163,6	8:55'17.605
14	25.664	23.699	28.040	21.707	1'39.110	196,0	8:56'56.715

Race Time 27'12.101

29 L. BUSSO (1'37.872)							
Lap	Seg.1	Seg.2	Seg.3	Seg.4	Lap Time	km/h	Local Time
1			33.926	27.905	2'18.690	169,3	8:32'03.304
2	30.870	29.163	53.902	27.166	2'21.101	171,2	8:34'24.405
3	27.168	24.311	28.783	22.543	1'42.805	197,1	8:36'07.210
4	26.250	24.198	28.070	21.944	1'40.462	198,9	8:37'47.672
5	25.803	23.902	27.805	21.530	1'39.040	198,9	8:39'26.712
6	25.626	23.796	27.617	21.432	1'38.471	198,5	8:41'05.183
7	25.361	23.606	27.540	21.365	1'37.872	197,1	8:42'43.055
8	25.489	23.586	27.682	21.697	1'38.454	197,1	8:44'21.509
9	25.993	23.498	27.618	21.480	1'38.589	198,2	8:46'00.098
10	25.117	24.543	31.215	23.744	1'44.619	186,5	8:47'44.717
11	29.480	28.140	55.214	27.256	2'20.090	74,7	8:50'04.807
12	31.885	29.173	1'00.019	54.073	2'55.150	118,0	8:52'59.957
13	29.230	25.784	52.486	23.427	2'10.927	176,5	8:55'10.884
14	26.124	23.726	27.668	21.693	1'39.211	199,6	8:56'50.095

Race Time 27'05.481

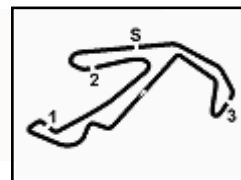
30 A. CONSANI (1'37.090)							
Lap	Seg.1	Seg.2	Seg.3	Seg.4	Lap Time	km/h	Local Time
1			33.928	27.748	2'21.558	160,7	8:32'06.172
2	30.008	29.372	54.046	26.112	2'19.538	165,9	8:34'25.710
3	27.153	24.443	28.199	22.557	1'42.352	197,8	8:36'08.062
4	26.518	24.176	27.855	21.882	1'40.431	199,3	8:37'48.493
5	25.769	23.959	27.830	21.950	1'39.508	199,3	8:39'28.001
6	25.678	23.687	27.829	21.784	1'38.978	198,5	8:41'06.979
7	25.083	23.484	27.469	21.248	1'37.284	197,4	8:42'44.263
8	24.924	23.395	27.409	21.647	1'37.375	199,3	8:44'21.638
9	25.256	23.343	27.432	21.059	1'37.090	197,4	8:45'58.728
10	24.841	24.167	32.575	23.759	1'45.342	184,6	8:47'44.070
11	29.547	28.005	55.261	27.201	2'20.014	71,5	8:50'04.084
12	32.182	28.937	59.627	54.337	2'55.083	118,9	8:52'59.167
13	29.134	26.087	52.564	23.553	2'11.338	163,9	8:55'10.505
14	26.329	23.512	27.874	21.510	1'39.225	198,9	8:56'49.730

Race Time 27'05.116

33 T. GENDER (1'39.548)							
Lap	Seg.1	Seg.2	Seg.3	Seg.4	Lap Time	km/h	Local Time
1			32.314	24.476	2'42.858	181,2	8:32'27.472
2	30.121	27.761	44.698	24.171	2'06.751	169,8	8:34'34.223
3	28.599	25.454	29.075	22.625	1'45.753	195,7	8:36'19.976
4	27.324	24.986	28.954	22.370	1'43.634	194,9	8:38'03.610
5	26.466	24.636	28.767	22.970	1'42.839	194,9	8:39'46.449
6	26.003	24.379	28.660	22.198	1'41.240	195,7	8:41'27.689
7	25.800	24.157	28.384	22.069	1'40.410	195,3	8:43'08.099
8	25.535	24.017	28.229	21.767	1'39.548	194,9	8:44'47.647
9	25.514	23.922	28.623	22.073	1'40.132	194,9	8:46'27.779
10	26.671	25.569	29.233	22.584	1'44.057	194,6	8:48'11.836
11	25.980	24.431	55.450	25.073	2'10.934	65,2	8:50'22.770
12	29.061	31.805	1'04.467	48.909	2'54.242	156,5	8:53'17.012
13	27.657	28.002	44.796	22.472	2'02.927	179,4	8:55'19.939
14	26.155	24.063	28.663	22.307	1'41.188	197,1	8:57'01.127

Race Time 27'16.513

40 A. RODRIGUEZ (1'37.707)							
Lap	Seg.1	Seg.2	Seg.3	Seg.4	Lap Time	km/h	Local Time
1			33.433	27.149	2'26.173	167,2	8:32'10.787
2	29.925	30.617	51.252	24.593	2'16.387	165,9	8:34'27.174
3	27.650	24.450	28.932	22.849	1'43.881	198,5	8:36'11.055
4	26.869	24.156	28.191	21.988	1'41.204	197,4	8:37'52.259
5	26.478	24.009	28.137	21.772	1'40.396	198,2	8:39'32.655
6	25.707	23.722	27.835	22.219	1'39.483	197,8	8:41'12.138
7	25.997	23.510	27.822	21.483	1'38.812	196,7	8:42'50.950
8	25.309	23.497	27.534	21.367	1'37.707	196,7	8:44'28.657
9	25.351	23.380	27.843	21.624	1'38.198	197,4	8:46'06.855
10	25.633	24.122	30.419	23.163	1'43.337	187,5	8:47'50.192
11	29.082	28.776	55.774	26.991	2'20.623	64,4	8:50'10.815
12	30.176	31.336	1'01.187	51.543	2'54.242	162,9	8:53'05.057
13	28.535	26.244	51.780	22.243	2'08.802	170,9	8:55'13



ACI Racing Weekend Misano, 9-10 Maggio 2026

Italian F4 Championship - Chronological Analysis Race 3 Gr.A-Gr.C

Misano Circuit Sic 58 4.226 m

Start at 8:29/44.614

3 / 4

Race Time 27'08.248 14 25.446 **23.655** 27.726 22.006 1'38.833 **199,6** 8:56'55.336

Race Time 27'10.722

41 K. NIELSEN (1'38.060)							
Lap	Seg.1	Seg.2	Seg.3	Seg.4	Lap Time	km/h	Local Time
1			31.543	26.388	2'32.443	177,3	8:32'17.057
2	30.035	31.206	48.730	23.094	2'13.065	165,4	8:34'30.122
3	27.211	24.628	29.428	22.568	1'43.835	197,8	8:36'13.957
4	27.363	24.999	28.228	21.961	1'42.551	197,1	8:37'56.508
5	25.835	24.411	28.163	21.590	1'39.999	197,4	8:39'36.507
6	25.466	24.015	27.876	21.530	1'38.887	197,8	8:41'15.394
7	25.258	23.790	27.675	22.014	1'38.737	200,0	8:42'54.131
8	25.817	23.761	27.616	21.467	1'38.661	198,2	8:44'32.792
9	25.340	23.695	27.640	21.385	1'38.060	197,8	8:46'10.852
10	25.302	27.929	30.919	22.302	1'46.452	185,6	8:47'57.304
11	26.690	29.652	55.924	26.907	2'19.173	59,7	8:50'16.477
12	29.786	31.493	1'03.561	49.031	2'53.871	166,7	8:53'10.348
13	28.086	27.764	48.359	22.291	2'06.500	164,9	8:55'16.848
14	25.574	23.587	27.661	21.895	1'38.717	199,3	8:56'55.565
					Race Time	27'10.951	

50 F. HATTEMER (1'38.370)							
Lap	Seg.1	Seg.2	Seg.3	Seg.4	Lap Time	km/h	Local Time
1			33.792	26.885	2'25.367	163,6	8:32'09.981
2	29.690	30.115	52.101	25.071	2'16.977	178,8	8:34'26.958
3	27.329	24.786	28.900	22.532	1'43.547	198,9	8:36'10.505
4	26.357	24.073	28.328	22.166	1'40.924	199,3	8:37'51.429
5	26.288	24.096	28.088	21.772	1'40.244	198,2	8:39'31.673
6	25.724	23.796	27.930	21.883	1'39.333	198,5	8:41'11.006
7	25.487	23.630	27.763	21.490	1'38.370	196,7	8:42'49.376
8	25.781	23.511	27.848	21.386	1'38.526	196,0	8:44'27.902
9	25.252	23.897	28.398	21.635	1'39.182	194,6	8:46'07.084
10	25.782	24.743	30.424	23.041	1'43.990	189,5	8:47'51.074
11	28.923	28.905	55.642	27.125	2'20.595	61,8	8:50'11.669
12	29.946	31.444	1'01.546	51.165	2'54.101	179,7	8:53'05.770
13	28.498	26.669	51.184	22.341	2'08.692	173,9	8:55'14.462
14	25.766	23.676	27.926	21.930	1'39.298	196,0	8:56'53.760
					Race Time	27'09.146	

44 E. MICHELINI (1'38.894)							
Lap	Seg.1	Seg.2	Seg.3	Seg.4	Lap Time	km/h	Local Time
1			31.818	25.568	2'32.976	168,0	8:32'17.590
2	30.573	30.761	48.744	23.052	2'13.130	159,8	8:34'30.720
3	26.988	24.520	28.999	22.389	1'42.896	199,3	8:36'13.616
4	27.485	24.499	28.204	21.801	1'41.989	196,7	8:37'55.605
5	25.895	24.103	28.000	21.537	1'39.535	198,2	8:39'35.140
6	25.828	23.919	27.957	21.568	1'39.272	197,4	8:41'14.412
7	25.665	23.810	28.102	21.907	1'39.484	198,2	8:42'53.896
8	25.797	24.313	27.781	21.459	1'39.350	199,6	8:44'33.246
9	25.465	23.820	27.855	21.754	1'38.894	196,4	8:46'12.140
10	25.256	27.828	31.000	22.498	1'46.582	188,5	8:47'58.722
11	26.126	30.231	55.516	26.552	2'18.425	55,9	8:50'17.147
12	29.879	31.584	1'03.676	48.590	2'53.729	167,7	8:53'10.876
13	28.229	28.089	47.743	22.338	2'06.399	159,8	8:55'17.275
14	25.740	24.392	27.900	48.006	2'06.038	199,6	8:57'23.313
					Race Time	27'38.699	

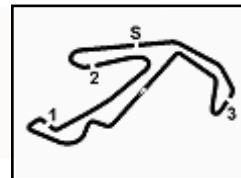
53 P. ALVES DE LIMA (1'37.617)							
Lap	Seg.1	Seg.2	Seg.3	Seg.4	Lap Time	km/h	Local Time
1			34.139	27.211	2'24.615	171,2	8:32'09.229
2	29.769	29.962	52.256	25.341	2'17.328	180,3	8:34'26.557
3	27.381	24.765	28.650	22.043	1'42.839	196,0	8:36'09.396
4	26.357	24.239	28.478	22.229	1'41.303	200,0	8:37'50.699
5	25.846	24.186	28.043	21.673	1'39.748	198,5	8:39'30.447
6	25.519	23.739	28.071	21.650	1'38.979	197,1	8:41'09.426
7	25.308	23.609	27.923	21.375	1'38.215	198,2	8:42'47.641
8	25.202	23.462	27.634	21.356	1'37.654	198,2	8:44'25.295
9	25.021	23.524	27.712	21.360	1'37.617	198,5	8:46'02.912
10	25.280	24.884	32.276	22.377	1'44.817	178,5	8:47'47.729
11	29.762	27.699	56.185	27.454	2'21.100	70,8	8:50'08.829
12	30.445	30.218	1'00.640	52.351	2'53.654	148,6	8:53'02.483
13	29.367	25.903	52.289	22.499	2'10.058	170,1	8:55'12.541
14	25.378	23.922	28.146	21.689	1'39.135	198,9	8:56'51.676
					Race Time	27'07.062	

46 A. BANSAL (1'37.387)							
Lap	Seg.1	Seg.2	Seg.3	Seg.4	Lap Time	km/h	Local Time
1			34.126	27.716	2'19.273	171,7	8:32'03.887
2	30.700	29.281	53.926	27.135	2'21.042	172,5	8:34'24.929
3	27.294	24.627	28.397	22.590	1'42.908	198,2	8:36'07.837
4	26.488	24.474	28.152	21.929	1'41.043	198,9	8:37'48.880
5	25.843	23.980	27.819	21.655	1'39.297	198,5	8:39'28.177
6	25.864	23.658	27.667	21.889	1'39.078	200,0	8:41'07.255
7	25.520	23.473	27.530	21.386	1'37.909	198,2	8:42'45.164
8	25.059	23.434	27.597	21.297	1'37.387	196,7	8:44'22.551
9	25.175	23.515	27.574	21.456	1'37.720	199,6	8:46'00.271
10	25.216	24.962	32.256	22.607	1'45.041	187,5	8:47'45.312
11	29.607	28.004	55.489	26.944	2'20.044	70,0	8:50'05.356
12	31.943	29.418	1'00.135	53.672	2'55.168	125,7	8:53'00.524
13	29.438	25.446	52.651	23.222	2'10.757	165,9	8:55'11.281
14	25.918	24.480	28.010	21.559	1'39.967	198,9	8:56'51.248
					Race Time	27'06.634	

54 F. DIAZ (1'38.843)							
Lap	Seg.1	Seg.2	Seg.3	Seg.4	Lap Time	km/h	Local Time
1			32.290	24.521	2'43.591	172,0	8:32'28.205
2	30.078	28.051	44.282	23.714	2'06.125	178,2	8:34'34.330
3	29.075	25.122	29.206	22.462	1'45.865	195,3	8:36'20.195
4	26.637	24.436	28.539	22.058	1'41.670	196,7	8:38'01.865
5	26.650	24.190	28.308	21.757	1'40.905	193,9	8:39'42.770
6	26.233	24.038	28.338	21.858	1'40.467	194,6	8:41'23.237
7	25.823	23.823	28.114	21.557	1'39.317	195,3	8:43'02.554
8	25.522	23.772	27.880	21.669	1'38.843	195,7	8:44'41.397
9	25.451	23.720	28.134	21.586	1'38.891	194,2	8:46'20.288
10	25.545	25.145	31.411	23.594	1'45.695	186,2	8:48'05.983
11	25.947	27.018	55.562	26.654	2'15.181	57,6	8:50'21.164
12	29.326	31.365	1'04.497	48.948	2'54.136	164,6	8:53'15.300
13	27.166	28.804	45.363	22.432	2'03.765	164,9	8:55'19.065
14	25.864	23.890	28.151	22.410	1'40.315	196,4	8:56'59.380
					Race Time	27'14.766	

47 R. KUKLANE (1'38.257)							
Lap	Seg.1	Seg.2	Seg.3	Seg.4	Lap Time	km/h	Local Time
1			31.870	26.487	2'30.476	177,3	8:32'15.090
2	29.819	31.629	49.295	23.547	2'14.290	160,0	8:34'29.380
3	27.068	25.064	28.811	22.740	1'43.683	197,1	8:36'13.063
4	26.591	24.222	28.368	21.909	1'41.090	195,3	8:37'54.153
5	25.968	24.119	28.133	21.659	1'39.879	196,4	8:39'34.032
6	25.647	23.832	27.879	21.668	1'39.026	197,4	8:41'13.058
7	26.090	24.161	28.498	21.760	1'40.509	194,9	8:42'53.567
8	25.482	23.658	27.791	21.666	1'38.597	197,4	8:44'32.164
9	25.559	23.695	27.519	21.484	1'38.257	199,6	8:46'10.421
10	25.391	27.618	31.126	22.161	1'46.296	187,2	8:47'56.717
11	26.677	29.688	55.857	26.802	2'19.024	58,6	8:50'15.741
12	30.069	31.285	1'03.454	49.081	2'53.889	165,9	8:53'09.630
13	28.321	27.696	48.684	22.172	2'06.873	164,9	8:55'16.503

60 E. FELBERMAYR (1'38.087)							
Lap	Seg.1	Seg.2	Seg.3	Seg.4	Lap Time	km/h	Local Time
1			32.757	27.332	2'27.398	175,9	8:32'12.012
2	29.921	30.309	50.915	24.895	2'16.040	167,4	8:34'28.052
3	27.981	25.025	28.892	22.307	1'44.205	196,4	8:36'12.257
4	26.193	24.323	28.413	21.949	1'40.878	196,7	8:37'53.135
5	26.031	24.082	28.280	21.815	1'40.208	197,4	8:39'33.343
6	25.742	23.910	27.825	21.904	1'39.381	196,0	8:41'12.724
7	26.241	24.131	28.075	21.517	1'39.964	197,4	8:42'52.688
8	25.338	23.696	28.126	21.750	1'38.910	197,4	8:44'31.598
9	25.261	23.632	27.749	21.445	1'38.087	197,1	8:46'09.685
10	25.110	26.833	31.174	22.028	1'45.145	179,1	8:47'54.830
11	27.508	29.438	55.267	27.027	2'19.240	62,6	8:50'14.070
12	30.050	31.087	1'03.022	49.721	2'53.88		



ACI Racing Weekend Misano, 9-10 Maggio 2026

Italian F4 Championship - Chronological Analysis Race 3 Gr.A-Gr.C

Misano Circuit Sic 58 4.226 m

Start at 8:29'44.614

4 / 4

13	28.414	27.512	49.479	22.329	2'07.734	177,6	8:55'15.684	12	28.598	32.201	1'05.167	48.633	2'54.599	167,7	8:53'18.310	
14	25.581	23.636	27.939	21.591	1'38.747	198,9	8:56'54.431	13	26.856	28.445	44.733	21.943	2'01.977	169,3	8:55'20.287	
								Race Time 27'09.817	14	26.274	23.884	28.851	22.165	1'41.174	198,9	8:57'01.461

Race Time 27'16.847

67 D. SIMEK (1'38.401)

Lap	Seg.1	Seg.2	Seg.3	Seg.4	Lap Time	km/h	Local Time
1			32.291	26.801	2'29.614	180,0	8:32'14.228
2	30.247	30.503	50.199	23.791	2'14.740	159,3	8:34'28.968
3	27.689	25.000	28.840	22.808	1'44.337	199,3	8:36'13.305
4	28.033	25.101	28.610	21.990	1'43.734	197,8	8:37'57.039
5	26.064	24.205	28.223	21.684	1'40.176	198,5	8:39'37.215
6	25.508	23.903	27.904	21.519	1'38.834	197,1	8:41'16.049
7	25.442	23.602	27.712	21.645	1'38.401	199,3	8:42'54.450
8	25.736	24.244	27.918	21.755	1'39.653	198,9	8:44'34.103
9	25.161	23.553	27.767	22.073	1'38.554	199,6	8:46'12.657
10	26.613	27.651	30.766	22.528	1'47.558	191,8	8:48'00.215
11	26.329	29.844	55.645	26.315	2'18.133	52,7	8:50'18.348
12	29.995	31.810	1'03.546	48.700	2'54.051	163,1	8:53'12.399
13	27.864	28.178	47.217	22.183	2'05.442	167,2	8:55'17.841
14	25.811	23.428	28.121	24.824	1'42.184	197,8	8:57'00.025

Race Time 27'15.411

88 V. ORSINI (1'39.869)

Lap	Seg.1	Seg.2	Seg.3	Seg.4	Lap Time	km/h	Local Time
1			30.881	23.874	2'34.952	190,1	8:32'19.566
2	43.129	25.660	42.775	23.453	2'15.017	185,9	8:34'34.583
3	29.894	25.488	29.762	22.317	1'47.461	197,1	8:36'22.044
4	26.048	24.523	28.935	22.159	1'41.665	197,4	8:38'03.709
5	26.746	24.536	28.661	21.905	1'41.848	196,0	8:39'45.557
6	25.939	24.116	28.247	21.567	1'39.869	195,3	8:41'25.426
7	25.756	24.216	28.576	21.677	1'40.225	195,7	8:43'05.651
8	26.166	24.405	28.516	21.767	1'40.854	196,0	8:44'46.505

Race Time 15'01.891

98 D. COSMA-CRISTOFOR (1'36.818)

Lap	Seg.1	Seg.2	Seg.3	Seg.4	Lap Time	km/h	Local Time
1			34.526	27.511	2'16.509	183,1	8:32'01.123
2	31.539	28.563	54.540	27.836	2'22.478	161,0	8:34'23.601
3	27.060	24.469	28.785	22.343	1'42.657	197,4	8:36'06.258
4	26.033	24.081	28.262	21.780	1'40.156	197,8	8:37'46.414
5	25.716	23.704	27.975	21.636	1'39.031	198,9	8:39'25.445
6	25.533	23.497	27.742	21.480	1'38.252	197,8	8:41'03.697
7	25.174	23.372	27.590	21.342	1'37.478	198,9	8:42'41.175
8	25.112	23.288	27.544	21.175	1'37.119	198,5	8:44'18.294
9	24.990	23.197	27.431	21.200	1'36.818	198,9	8:45'55.112
10	24.952	24.894	32.796	24.790	1'47.432	175,6	8:47'42.544
11	29.352	28.343	54.881	27.286	2'19.862	70,2	8:50'02.406
12	32.447	29.118	58.554	55.263	2'55.382	112,2	8:52'57.788
13	29.035	25.527	53.209	24.118	2'11.889	159,1	8:55'09.677
14	25.434	23.412	27.684	21.391	1'37.921	197,8	8:56'47.598

Race Time 27'02.984

69 K. ZHENG (1'37.923)

Lap	Seg.1	Seg.2	Seg.3	Seg.4	Lap Time	km/h	Local Time
1			33.836	27.527	2'23.836	161,2	8:32'08.450
2	29.894	29.713	52.593	25.601	2'17.801	177,6	8:34'26.251
3	27.403	24.999	28.990	22.402	1'43.794	193,5	8:36'10.045
4	26.160	24.261	28.429	22.185	1'41.035	198,2	8:37'51.080
5	26.071	24.195	28.036	21.807	1'40.109	198,2	8:39'31.189
6	25.698	23.993	28.483	22.589	1'40.763	196,4	8:41'11.952
7	26.774	24.018	27.947	21.452	1'40.191	198,5	8:42'52.143
8	25.451	23.891	28.112	21.627	1'39.081	194,9	8:44'31.224
9	25.267	23.589	27.721	21.346	1'37.923	198,2	8:46'09.147
10	25.140	26.760	30.514	21.807	1'44.221	191,2	8:47'53.368
11	28.361	29.315	55.129	27.269	2'20.074	67,3	8:50'13.442
12	30.132	31.181	1'02.001	50.478	2'53.792	178,2	8:53'07.234
13	28.596	26.981	50.124	22.286	2'07.987	179,1	8:55'15.221
14	25.631	23.726	27.623	21.970	1'38.950	196,4	8:56'54.171

Race Time 27'09.557

83 D. WALTHER (1'37.041)

Lap	Seg.1	Seg.2	Seg.3	Seg.4	Lap Time	km/h	Local Time
1			34.300	27.395	2'17.025	178,2	8:32'01.639
2	31.329	28.785	54.459	27.667	2'22.240	151,9	8:34'23.879
3	27.112	24.493	28.733	22.341	1'42.679	196,4	8:36'06.558
4	26.151	24.288	28.040	21.726	1'40.205	197,4	8:37'46.763
5	25.685	23.938	27.780	21.635	1'39.038	198,9	8:39'25.801
6	25.587	23.753	27.632	21.386	1'38.358	197,4	8:41'04.159
7	25.235	23.564	27.491	21.233	1'37.523	198,5	8:42'41.682
8	25.104	23.507	27.444	21.170	1'37.225	197,8	8:44'18.907
9	25.012	23.416	27.350	21.263	1'37.041	197,4	8:45'55.948
10	25.030	24.605	32.819	24.541	1'46.995	186,5	8:47'42.943
11	29.548	28.193	55.013	27.265	2'20.019	72,4	8:50'02.962
12	32.443	29.067	58.918	54.769	2'55.197	118,4	8:52'58.159
13	29.169	25.568	53.111	23.871	2'11.719	170,1	8:55'09.878
14	25.670	23.585	27.541	21.383	1'38.179	198,5	8:56'48.057

Race Time 27'03.443

86 I. POLAK (1'40.341)

Lap	Seg.1	Seg.2	Seg.3	Seg.4	Lap Time	km/h	Local Time
1			32.333	24.424	2'42.299	188,8	8:32'26.913
2	30.063	27.493	45.003	24.525	2'07.084	162,9	8:34'33.997
3	30.072	25.542	29.779	23.726	1'49.119	194,2	8:36'23.116
4	27.592	25.033	29.304	22.539	1'44.468	194,6	8:38'07.584
5	27.025	24.592	28.940	22.160	1'42.717	194,9	8:39'50.301
6	26.631	24.343	28.493	21.951	1'41.418	196,7	8:41'31.719
7	26.293	24.133	28.394	21.854	1'40.674	197,1	8:43'12.393
8	26.082	24.029	28.425	21.880	1'40.416	196,7	8:44'52.809
9	26.027	24.082	28.388	21.844	1'40.341	197,8	8:46'33.150
10	26.362	24.044	28.225	21.950	1'40.581	198,9	8:48'13.731
11	25.878	24.011	55.182	24.909	2'09.980	64,8	8:50'23.711

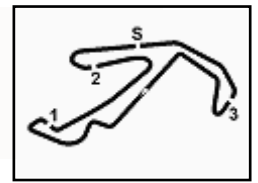
10/05/2026

P = Pits In/Out - C = Lap Time Cancelled



Powered by FICr PERUGIA TIMING

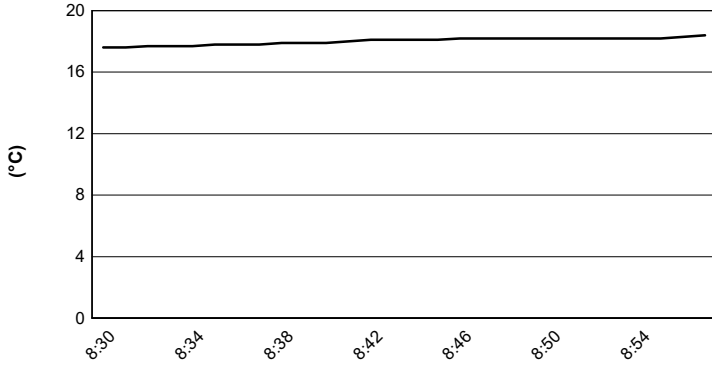




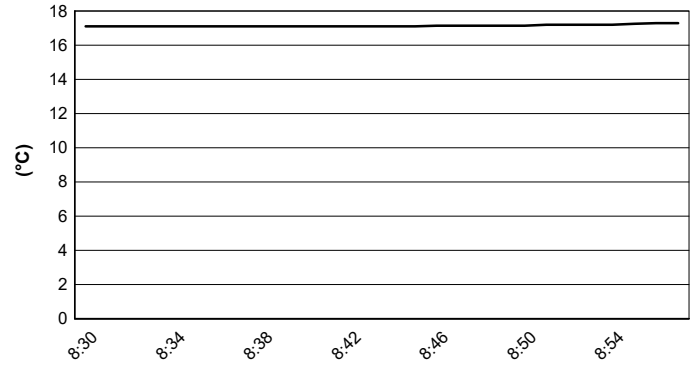
Misano Circuit Sic 58 4.226 m

ACI Racing Weekend Misano, 9-10 Maggio 2026
Italian F4 Championship - Weather Report Race 3 Gr.A-Gr.C
 Session started 08:31 - Session ended 8:59

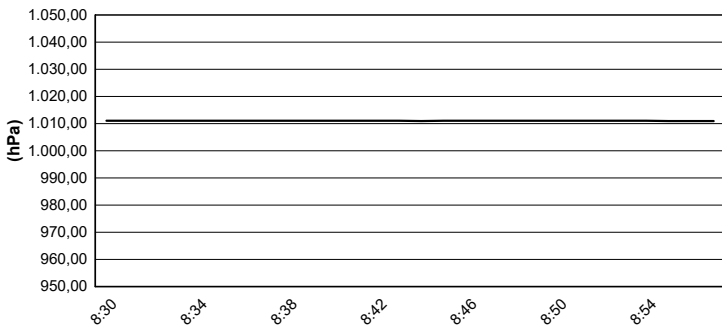
Air Temperature



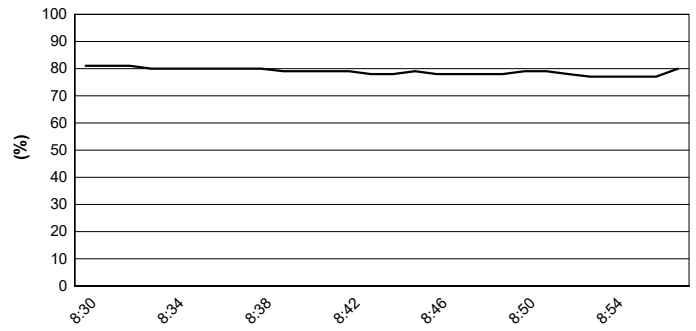
Track Temperature



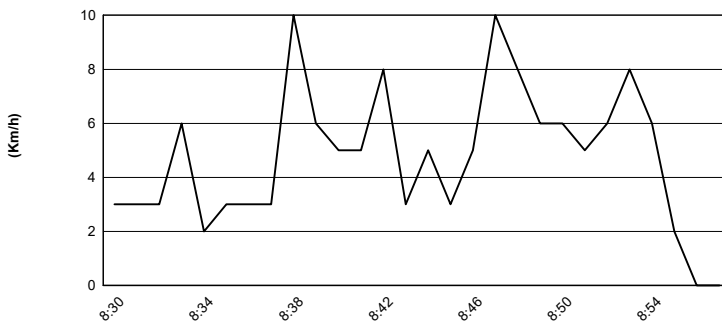
Air Pressure



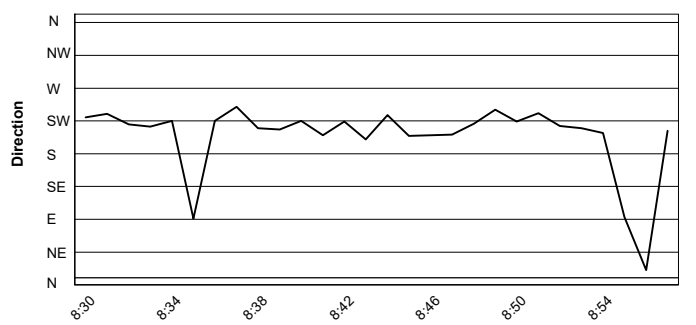
Humidity

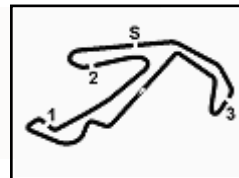


Wind Speed



Wind Direction





ACI Racing Weekend Misano, 9-10 Maggio 2026

Italian F4 Championship - Starting Grid - Race 3 Gr.A-Gr.C (Duration: 25' +1 Lap)

Misano Circuit Sic 58 4.226 m

54	DIAZ F. ALPHA 54 Racing	Tatuus 1'37.474	33	GENDER T. R-ACE GP	Tatuus 1'37.607	15
86	POLAK I. Maffi Racing	Tatuus 1'37.470	11	PALOTINI T. ALPHA 54 Racing	Tatuus 1'37.330	14
88	ORSINI V. AKM Motorsport	Tatuus 1'37.226	28	MARTINESE I. PHM Racing	Tatuus 1'36.889	13
25	ZASOV G. Jenzer Motorsport	Tatuus 1'36.843	44	MICHELINI E. AKM Motorsport	Tatuus 1'36.885	12
41	NIELSEN K. Real Racing	Tatuus 1'36.683	24	CORTES N. Jenzer Motorsport	Tatuus 1'36.626	11
47	KUKLANE R. PHM Racing	Tatuus 1'36.842	67	SIMEK D. Trident Motorsport	Tatuus 1'36.804	10
21	ARN L. Jenzer Motorsport	Tatuus 1'36.353	3	RUTA A. Van Amersfoort Racing	Tatuus 1'36.276	9
60	FELBERMAYR E. PHM Racing	Tatuus 1'36.753	40	RODRIGUEZ A. CRAM Motorsport	Tatuus 1'36.674	8
50	HATTEMER F. Trident Motorsport	Tatuus 1'36.208	53	ALVES DE LIMA P. Van Amersfoort Racing	Tatuus 1'36.191	7
69	ZHENG K. PREMA Racing	Tatuus 1'36.635	6	REPETTO O. PHM Racing	Tatuus 1'36.216	6
30	CONSANI A. R-ACE GP	Tatuus 1'35.789	1	COSTOYA C. PREMA Racing	Tatuus 1'36.096	5
13	KILLION N. US Racing	Tatuus 1'36.045	46	BANSAL A. US Racing	Tatuus 1'35.955	4
29	BUSO L. US Racing	Tatuus 1'35.894	17	SAVINKOV O. US Racing	Tatuus 1'35.969	3
83	WALTHER D. Maffi Racing	Tatuus 1'35.910	98	COSMA-CRISTOFOR PREMA Racing	Tatuus 1'35.679	2
19	MACCAGNANI N. PREMA Racing	Tatuus 1'35.898	7	SAMMALISTO L. US Racing	Tatuus 1'35.492	1

The Driver n 54 (Quaglia F.) drops 6 places per Stewards' decision 11
The Driver n 30 (Consani A.) drops 6 places per Stewards' decision 4 e 8

